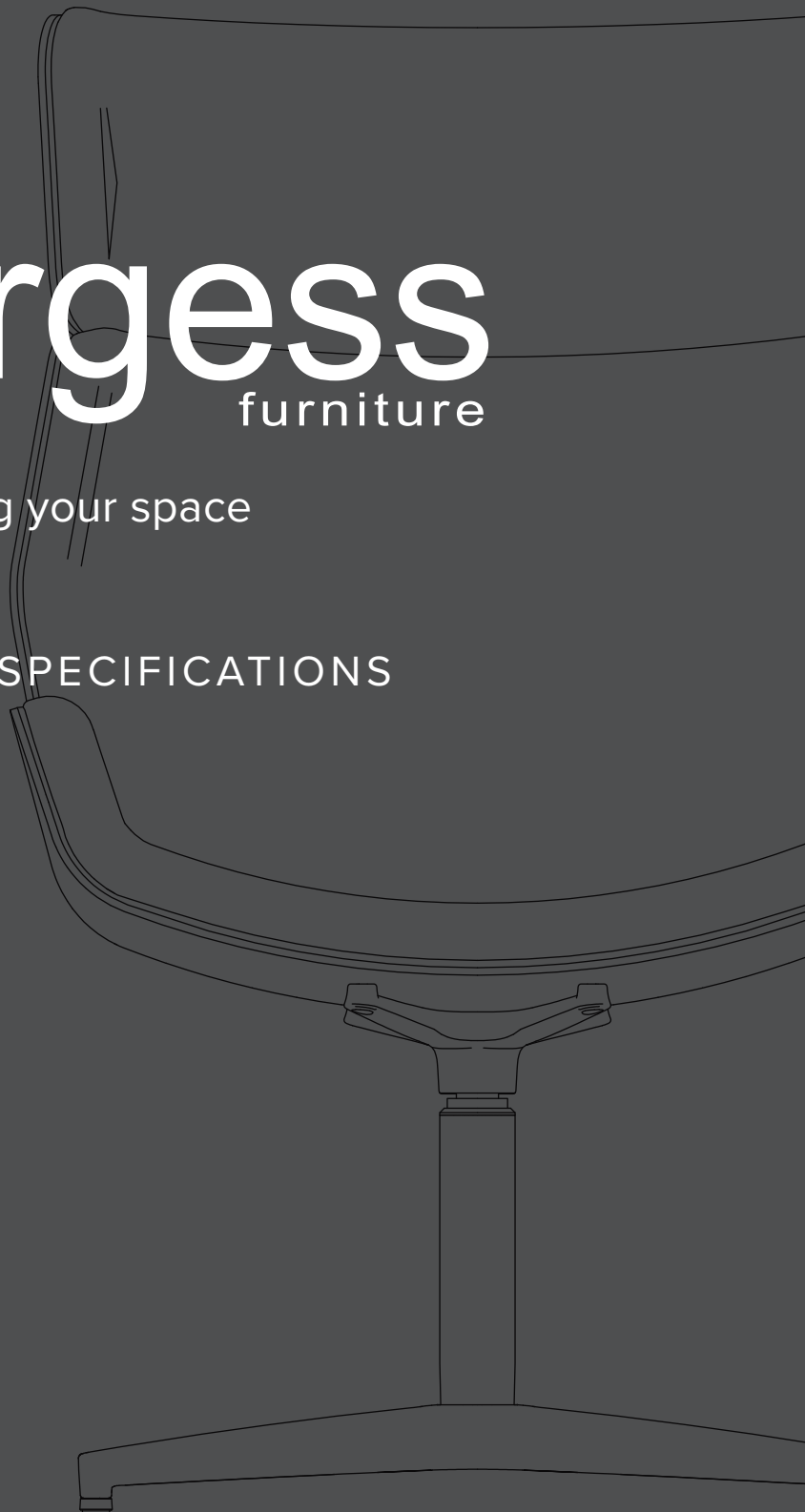





Defining your space

TECHNICAL SPECIFICATIONS





CONTENTS

OUR DESIGNERS	2
WHY CHOOSE BURGESS?	3
CHAIRS	4
– ACCESSORIES	6
TABLES	63
TECHNOLOGY & POWER MODULES	93
ACCESSORIES	97
FINISHES & LAMINATES	110
GLOSSARY	114
GET IN TOUCH	116

OUR DESIGNERS

The Burgess in-house design team, led by Peter Roth, has a combined experience of over 60 years designing the best hospitality furniture for the most prestigious venues around the world.

Working very closely with our customers, the focus is always on designing not only great looking products, but ensuring the latest innovations and trends are incorporated into every product we make.

Evolving Designs

Our designs are “never final”. They evolve and because we have our own factory, we are able to work with clients to customise many of our products to meet their specific design needs, giving them a truly unique experience.

The design is crucial as the product needs to be multifunctional, practical and tough enough to meet the demands of the busiest hotels and conference centres around the world; every Burgess product is made to the highest standards in our UK factory.

Before we launch any new design, it has to undergo rigorous independent testing, to ensure it performs as well as it looks.

Every member of the Burgess team works hard to ensure the end product and customer service matches the highest demands and expectations of the hospitality industry.



Peter Roth and Team

WHY CHOOSE BURGESS?

STRENGTH

Did you know our furniture has been known to last over 40 years? Strength and durability are at the core of every piece we make, from the specific alloys we choose to the robust design. Our furniture is independently tested in a simulated environment to ensure it meets hospitality demands.

- Unique aluminium alloy blend
- Precise heat treatment
- On site manufacturing and tooling
- Independently tested

PEACE OF MIND

When you partner with Burgess, you can be confident in your furniture choice. We ensure your new furniture not only has visual impact but continuously works in your space, supported by our long-term after sales service.

- Consultative sales process
- Samples / Renders / Operational room layouts
- Comprehensive after-sales support

QUALITY

Your new furniture has been made to the highest quality standards and controls at every stage, from the raw materials to final assembly. Our factory combines state of the art manufacturing and manual craftsmanship to guarantee an exceptional level of detail and finish. That is why you will find our furniture in some of the world's most prestigious venues.

- Industry leading manufacturing processes
- Strict quality standards and controls throughout production
- Source and select only the highest quality materials

CUSTOMISATION

Unique spaces need unique solutions. As manufacturers we can tailor our furniture to fit your exact requirements. Our designers will work with you, so your new modified piece defines your space, creates an impact and makes the statement that fits with your brand.

- Customise our designs to suit your space
- Minimum quantities apply
- Charges may apply above standard pricing

CHAIRS



RANGES

Looking for chairs?

Burgess Furniture has a wide variety of chairs meeting different tastes and needs. Pick yours now!

	PAGE	CONFERENCE	EVENTS & DINING	MEETING	BEDROOM	CASUAL SEATING
ADAMAS	10	✓	✓	✓		
ADATTA	11	✓	✓	✓		
CASUELLE	12			✓	✓	✓
CELLO	13	✓	✓	✓		
COMO	14	✓	✓	✓		
CRESCENT	16			✓	✓	✓
ENRICA	18			✓	✓	
EVOSA	20	✓	✓	✓		
EVOSA HIGH STOOL	21	✓	✓			
EVOSA CONGRESS	23	✓	✓	✓		
FIORA	24	✓	✓	✓		
FLAIR	26	✓	✓	✓		
FORUM	28	✓		✓	✓	
INICIO	29	✓	✓			
JUNEA	30			✓	✓	✓
JUNEA ROCKER	33				✓	✓
JUNEA SOFA	34				✓	✓
MENDOLA	36	✓	✓	✓		
ORVIA	38	✓	✓	✓		
RIGO	40	✓	✓			
SALON	42		✓	✓		
SCEPTRE	44			✓	✓	✓
SENTRUM	46			✓	✓	
SIENA-ALLDAY	48	✓	✓	✓		
SIMBIA	50		✓	✓		
SMARTROCKS	52			✓	✓	✓
TIANI	54			✓	✓	✓
TURINI	56	✓	✓	✓		
VARIO-ALLDAY	58	✓	✓	✓		
WALSH HIGH & LOW BACK	60			✓	✓	✓

Conference – Furniture needs to offer comfort and allow for conference venues to fit a high number of people comfortably into a given space. Burgess Furniture allows for this and our teams provide our customers with seating layouts carefully designed to keep the latter in mind.

Events & Dining – Dining furniture needs to offer comfort and elegance whilst also maximising occupancy. Burgess keeps all this in mind when designing new events and dining products.

Meeting – Meeting furniture offers comfort and style. Burgess meeting furniture offers you just that!

Bedroom – Bedroom chairs needs to either fit under a desk and be functional and stylish whilst also bringing a home from home feel, or be a feature in the room and really boast comfort and great style.

Casual seating – Casual seating furniture offers fun, comfort, and out of the box design whilst also answering the growing need for technology. Burgess Furniture casual seating range offers our end users just that!

CHAIR ACCESSORIES

Looking for those extra touches?

Personalise your chairs to suit the needs of your space with these additional features. Easily move chairs with handles, keep them inline during events with linking and give guests space to take those all-important notes at your conference with writing tablets.

These accessories allow your chairs to function in different ways, depending on your desired set up, without the need for entirely new products. Use the checklist below to see which additions can be added to your desired model. Pick yours now!




RECESSED HANDLE

A recessed handle fits discreetly in the back of the chair, sitting flush against the backrest. The handle frame adds a stylish detail that can be coloured to match the chair frame, whilst the handle makes moving or lifting chairs easier.



BACK HANDLE

The back handle is a rectangular bar handle attached to the back of the chair, to aid in moving or lifting chairs. Finished in brushed silver, it adds elegant detailing to the back of the chair.



FRONT LEG MOUNTED TABLET

This detachable writing tablet is mounted on a steel stem to the front leg of chairs. The kidney shaped top flips upright for access, and can be finished in a variety of High-Pressure Laminates with T-barb edging. The stem can be powder coated with any solid finish. Chairs can still be stacked when tablet is attached, in its flipped up position.



ROTARY TABLET

This teardrop shaped, detachable writing tablet is mounted on a steel stem to either the front leg or under the seat depending on the chosen chair model. The top rotates 180 degrees at a 45 degree angle from vertical at the side of the chair, into a horizontal position for use. The stem can be powder coated in any solid finish and the wooden top is covered in moulded rubber for a soft touch.



RETRACTABLE LINKING

The most popular choice, this linking consists of a discreet wire frame that slides out from underneath the chair seat. Once extended, two adjacent links hook together, holding chairs in place. This type of linking comes in various lengths depending on the chair model chosen and is finished in silver.



PLASTIC LINKING

Available in 3 colours; black, gold and silver, plastic links are fixed to the chair frame at seat level, and can be joined together with a dove tail joint.



SPACER LINK

The spacer link is an additional connector that sits between plastic linking, to extend the distance between two connected chairs. The spacer link is an extruded piece of aluminium, which can be powder coated to match the chair frame. This spacer can be used on chairs with or without arms.



SIDE TO SIDE LINKING (SUFFIX LINKSS)

Specifically for the Evosa 08/1 and 08/2 models, this black plastic clip presses onto the frame of each chair leg, holding the chairs together. This same clip can be used to connect armchairs (08/1A and 08/2A) to side chairs (08/1 and 08/2) with the use of an additional clip and bobbin, connecting the chairs at the leg. For this, add suffix LINKSA.



ARM TO ARM LINKING (SUFFIX LINKAA)

Specifically for the Evosa 08/1A and 08/2A models, arm to arm linking is achieved with this plastic clip. Plastic bobbins are permanently fixed to the underside of the arm pads, to which the clip attaches, holding the chairs together.



SPACER TABLET

The spacer tablet sits in between plastic linking, to add a rectangular tablet between two chairs. The tablet is available in our wide range of HPL finishes with T-barb edging.



ORVIA LINKING

The linking system for the Orvia chair is made up of retractable metal plates that hook together, keeping chairs in place at seat level. The plates slide back underneath the chair base when not in use for a discreet design.



ADATTA WRITING TABLET

The Adatta detachable rotary writing tablet fits into the casting and is held in place with a single hand-wheel. The stem can be powered coated in any solid finish and the teardrop shaped top is finished in a moulded rubber for a soft touch.



NUMERICAL CLIP

Numbers and/or letters can be added to retractable linking, to highlight columns and rows, with this small plastic attachment. This piece easily clips onto the wire frame of the retractable linking when in place, and is black, with a white label and black writing.



ADATTA LINKING









Extending from the casting, the cylindrical retractable link joins the adjacent chair together holding the chairs in place. When not in use, the link slides back into the casting. The silver colour link is for use only on Adatta and has the option to add numbering clips.

	PAGE	RECESSED HANDLE	BACK HANDLE	FRONT LEG MOUNTED TABLET	ROTARY TABLET	ADATTA LINKING	RETRACTABLE LINKING	ORVIA LINKING	PLASTIC LINKING	SPACER LINK	SIDE TO SIDE LINKING (SUFFIX LINKSS)	ARM TO ARM LINKING (SUFFIX LINKAA)	SPACER TABLET	NUMERICAL CLIP
ADAMAS	10			✓			✓		✓	✓				✓
ADATTA	11				✓	✓								
CASUELLE	12													
CELLO	13			✓			✓		✓	✓			✓	✓
COMO	14			✓			✓		✓	✓			✓	✓
CRESCENT	16													
ENRICA	18													
EVOSA	20										✓	✓		
EVOSA HIGH STOOL	21													
EVOSA CONGRESS	23				✓		✓							✓
FIORA	24			✓			✓		✓	✓			✓	✓
FLAIR	26	✓			✓		✓							✓
FORUM	28													
INICIO	29			✓			✓		✓	✓				✓
JUNEA	30													
JUNEA ROCKER	33													
JUNEA SOFA	34													
MENDOLA	36	✓			✓		✓							✓
ORVIA	38				✓			✓						
RIGO	40													
SALON	42													
SCEPTRE	44													
SENTRUM	46													
SIENA-ALLDAY	48			✓			✓		✓	✓			✓	✓
SIMBIA	50													
SMARTROCKS	52													
TIANI	54													
TURINI	56			✓			✓		✓	✓			✓	✓
VARIO-ALLDAY	58		✓	✓			✓							✓
WALSH HIGH & LOW BACK	60													

CHAIR FRAME PROFILE

Burgess Furniture has a range of chair frame profiles that change depending on your choice of chair. Below you can have a closer look at the design features and the chairs that come in that unique design.

Please be advised the frame finish colour in print may differ from the real one, please order a frame finish sample for a realistic finish match.

	Chair Frame Profile	Chairs applicable
	Convex	<ul style="list-style-type: none"> • Fiora • Vario
	Involute	<ul style="list-style-type: none"> • Cello • Turini
	Orvia	<ul style="list-style-type: none"> • Orvia • Simbia
	Reeded	<ul style="list-style-type: none"> • Como • Salon
	Siena	<ul style="list-style-type: none"> • Salon • Siena
	Square	<ul style="list-style-type: none"> • Adamas • Inicio • Turini
	Triangular	<ul style="list-style-type: none"> • Mendola
	Oval	<ul style="list-style-type: none"> • Adatta



ADAMAS

A timeless classic with a twist.

Introducing: Adamas. To celebrate this 60th anniversary year, Burgess have re-visited the original classic, Turini, bringing it up to date for the modern customer. Featuring a sleek sandwiched back in 4 design shapes, the brand new Adamas chair can be adapted to suit any venue with a wide range of fabrics and finishes.

This contemporary range of operational conference and event chairs, designed by Peter Roth, features the unique and FIRA approved AirComfort seat cushion for maximum support and ultimate luxury.

Features

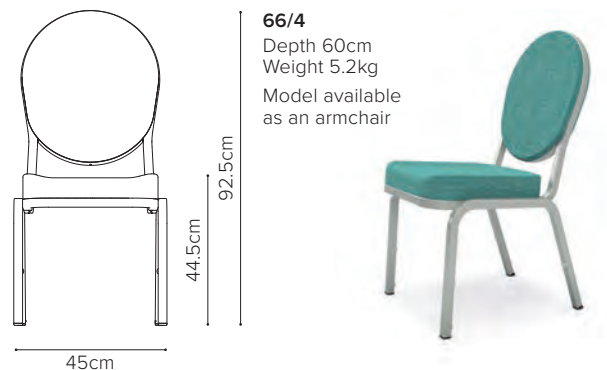
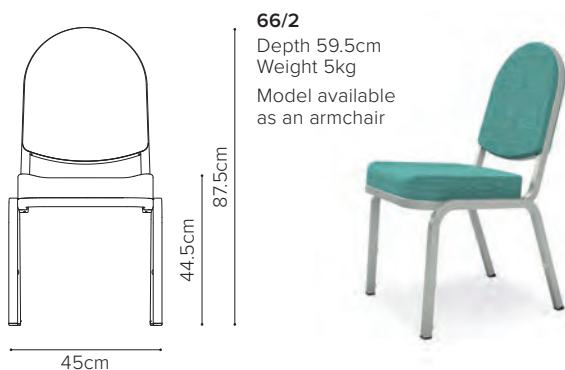
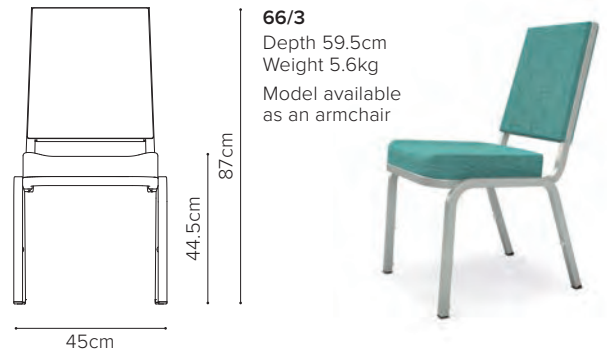
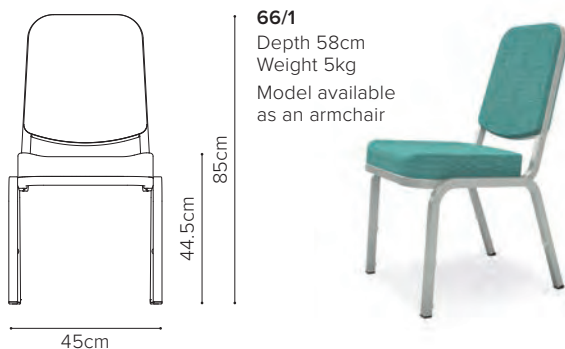
- Generous AirComfort seat cushion
- Independently assessed by FIRA Ergonomics Unit (Annex C of BS EN 16139)
- Sandwich construction back upholstery minimizes visual effect of tubular frame
- 45cm width
- Discreet clear stacking buttons
- Lightweight aluminium extrusion
- Frames stack up to 10 high, with or without arms
- Black plastic feet

Options

- Classic arms available on all models
- For armchairs add 15cm to width and 0.7kg to weight
- Upholstery can be chosen from a wide range of Burgess fabrics

Accessories

- Fitted plastic linking available in black, silver and gold
- Retractable linking with optional numbering
- Detachable tablet
- For more information on chair accessories see pages 6-7



ADATTA

Exploring new heights in stacking and storage.

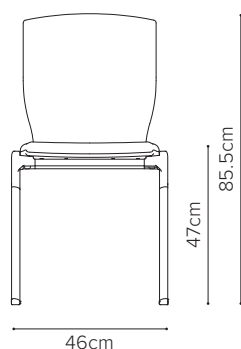
With a revolutionary design that allows it to stack 15 chairs high on its frame, Adatta will redefine the way you think about seating. Perfect for large scale convention halls and conference centres, the show wood shell, frame and fabric options will allow you to create a look that conforms to all environments. Equally at home in an events or meeting room the Adatta is truly a multipurpose chair.

Features

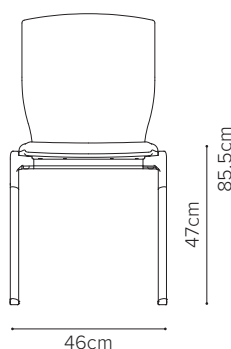

- Frame stacking 15 high
- Oval leg extrusion
- Lightweight aluminium frame
- Polished aluminium casting or matching solid colour casting and leg

Options

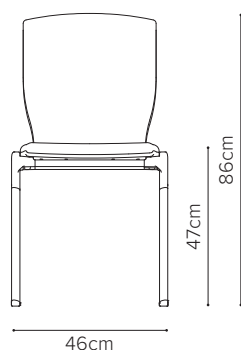
- Retractable linking
- Transportation / storage trolley
- Detachable writing tablet
- Show wood shell available in Natural, Walnut or Charcoal stain
- Upholstery (Select from a wide range of commercial fabrics)
 - seat
 - seat and inside back
- For more information on chair accessories see pages 6-7



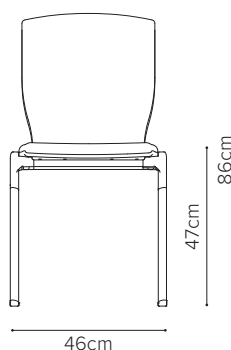

**20/1
Upholstered seat**
Polished casting with
solid leg colour
Depth 61.5cm
Weight 6kg
Stacks up
to 15 high



**20/2
Upholstered seat**
Matching solid
colour casting
and leg
Depth 61.5cm
Weight 6kg
Stacks up
to 15 high



**20/11
Upholstered seat
& inside back**
Polished casting with
solid leg colour
Depth 61.5cm
Weight 6.8kg
Stacks up
to 15 high



**20/12
Upholstered seat
& inside back**
Matching solid
colour casting
and leg
Depth 61.5cm
Weight 6.8kg
Stacks up
to 15 high



RETRACTABLE LINKING



TRANSPORTATION / STORAGE TROLLEY



DETACHABLE WRITING TABLET



MATCHING SOLID COLOUR CASTING



POLISHED ALUMINIUM CASTING



CASUELLE®

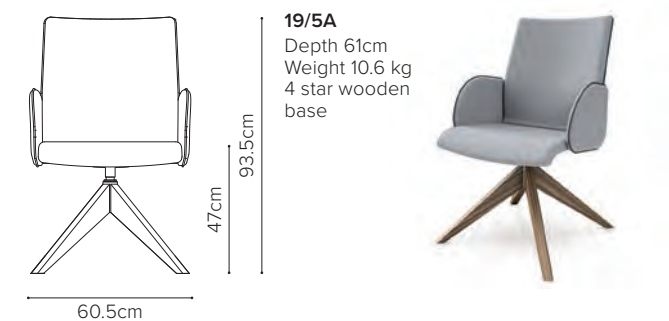
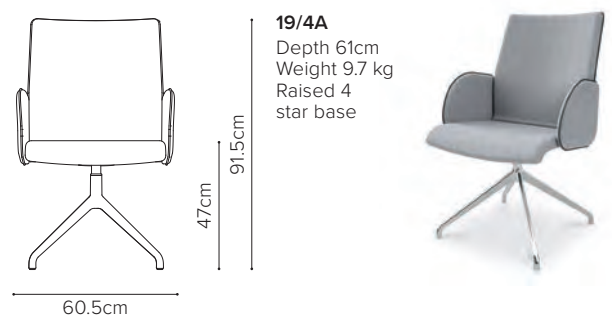
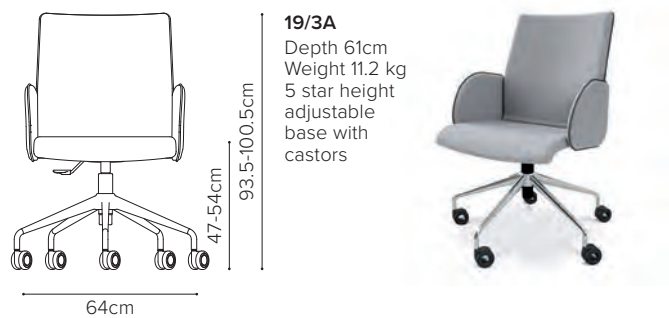
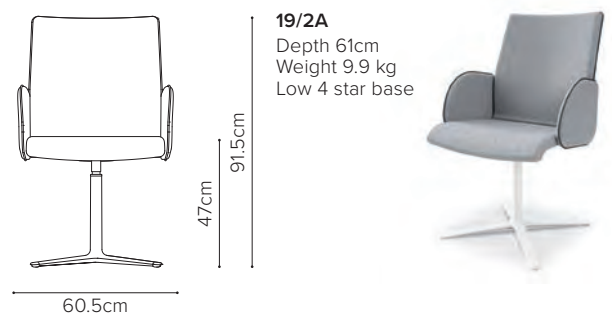
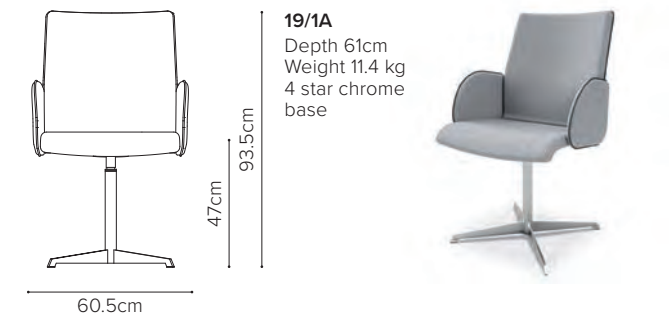
Authenticity and versatility invite themselves to the bedroom. Designed by Peter Roth, CasuElle is a bedroom chair by Burgess Furniture which will be perfect behind a desk or as a feature bedroom chair depending on which base you choose for it. It is a simple, elegant and versatile chair which will offer our end users a choice of 5 different bases for different effects. The chair is affordable and robust and with the optional wooden base you will bring a domestic feel to any bedroom in an instant.

Features

- Multi-contoured fully upholstered shell
- Piped upholstery
- Swivel action

Options

- 5 different bases: low 4 star base, 5 star height adjustable base with castors, raised 4 star base, 4 star wooden base, and 4 star chrome base
- Base dependent, finishes include: polished aluminium, chrome, black & white powder coat and natural, walnut stained or charcoal stained timber
- Choice of contrasting upholstery combinations



CELLO

This distinctive collection features our original fluted aluminium extrusion which accentuates the elegant lines of the chairs. The range incorporates the Air Cascade seat cushion on the standard width of 45cm or space-saver width of 42cm Waterfall seat cushion.

Features

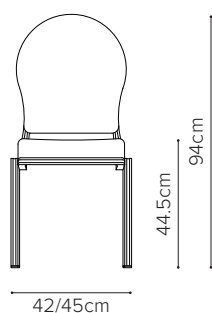
- Generous Air Cascade seat
- Unique involute lightweight aluminium frame
- Discreet stack buttons
- Black plastic feet
- Frame stacking
- For information on trolleys see page 62

Options

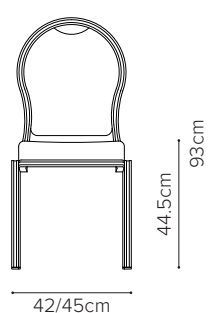
- Classic arm (suffix A)
- Upholstery can be chosen from a wide range of Burgess fabrics
- A wide range of frame finishes are available

Accessories

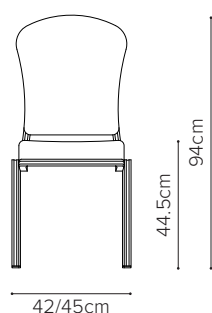
- The space-saver width of 42cm
- Plastic linking available in gold, silver and black
- Retractable linking with optional numbering
- Detachable front leg mounted writing tablet
- For more information on chair accessories see pages 6-7



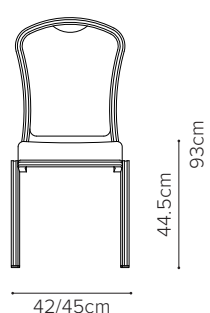
58/1
Depth 59cm
Weight 5.5 kg
Stacks up to 10 high



58/3
Depth 59cm
Weight 5.4 kg
Stacks up to 10 high



58/2
Depth 59cm
Weight 5.4 kg
Stacks up to 10 high



58/4
Depth 59cm
Weight 5.4 kg
Stacks up to 10 high



CELLO ARMCHAIR

Armchair option available for all models (suffix A).

Weight: + 0.7kg | Width: + 15cm



COMO

An elegant range of reeded frame chairs. This range incorporates the Air Cascade seat cushion, dished backs and are 45cm wide as standard. All models are available with arms and can be stacked 10 high. All our chairs are FIRA tested to high standards.

Features

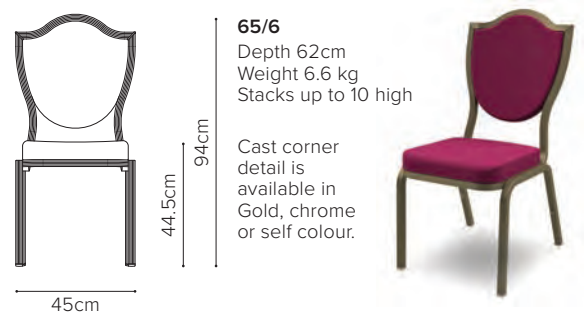
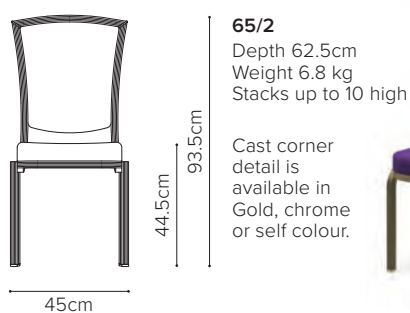
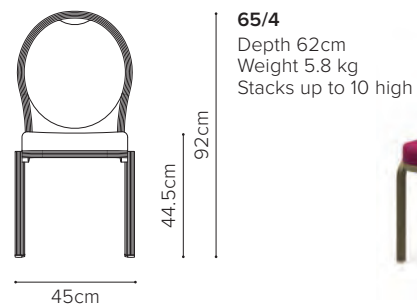
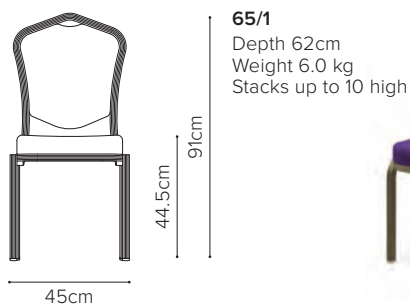
- Dished back
- Generous Air Cascade seat
- Discreet stack buttons
- Clear plastic feet
- Frame stacking
- For information on trolleys see page 62

Options

- Classic arm (suffix A)
- Cast corner detail featured on 65/6 and 65/2 is available in gold, chrome or self-colour
- Upholstery can be chosen from a wide range of Burgess fabrics
- A wide range of frame finishes is available
- Comfort Flex back available

Accessories

- Plastic linking available in gold, silver and black
- Retractable linking with optional numbering
- Detachable front leg mounted writing tablet
- Handhold
- For more information on chair accessories see pages 6-7



COMO ARMCHAIR

Armchair option available for all models (suffix A).

Weight: + 0.7Kg | Width: + 15cm





CRESCENT

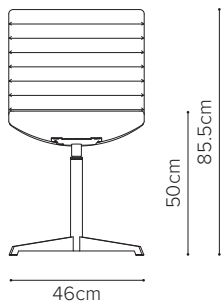
The Crescent chair is a stylish choice for venues, offering a comfortable and chic seating solution. With six base options, and a wide range of fabrics to choose from, the Crescent can be customised to complement any interior, making it popular addition to spaces like hotel lobbies, civic centres, golf club lounges, or event/conference gathering areas.

Features

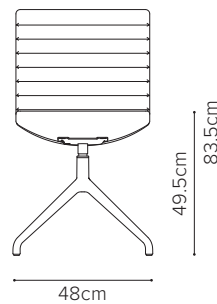
- Contemporary design
- Ribbed seat and back
- Swivel action (excluding model 22/7)
- Suitable for lobby, coffee, breakout or bedroom seating

Options

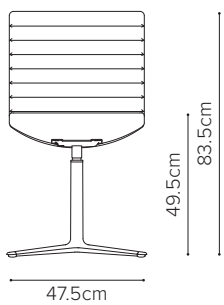
- Choice of 6 bases
- Pedestal base finishes include: polished aluminium, chrome, black & white powder coat
- Stained timber available in natural, walnut or charcoal
- Wide range of commercial fabrics



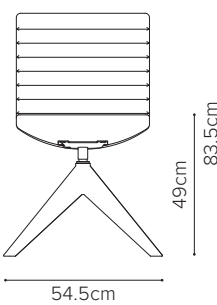
22/1
Depth 61cm
Weight 9.2 kg
(4-Star Chrome Base)



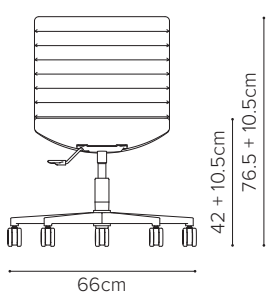
22/4
Depth 61.5cm
Weight 8.0 kg
(Raised 4-Star Base)



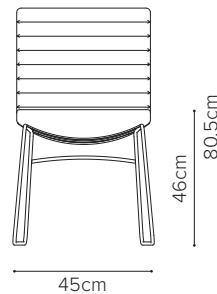
22/2
Depth 61.5cm
Weight 8.5 kg
(Low 4-Star Base)



22/5
Depth 63cm
Weight 8.1 kg
(4-Star Wooden Base)



22/3
Depth 66cm
Weight 9.5 kg
(5-Star Height Adjustable on Castors)



22/7
Depth 61.5cm
Weight 8.4 kg
(Skid Base)





ENRICA

Named after: Enrica Pasamonte,
Purchasing Supervisor 1994 - present

Enrica Pasamonte has been a loyal and dedicated team member for over 25 years and just like her namesake, this chair can adapt and add value to any environment.

The Enrica desk chair is your finishing touch to create an inviting work area that adds style and comfort to the hotel bedroom. Customise your Enrica with 3 shell colours with optional arms, 6 base options and upholstery in your choice of fabric to match your hotel room aesthetic.

Features

- Contemporary design
- Swivel action (excluding models BR10/7, 17, 7A & 17A)
- Sleek upholstery
- Contoured back
- Suitable for meeting rooms or as hotel desk chair

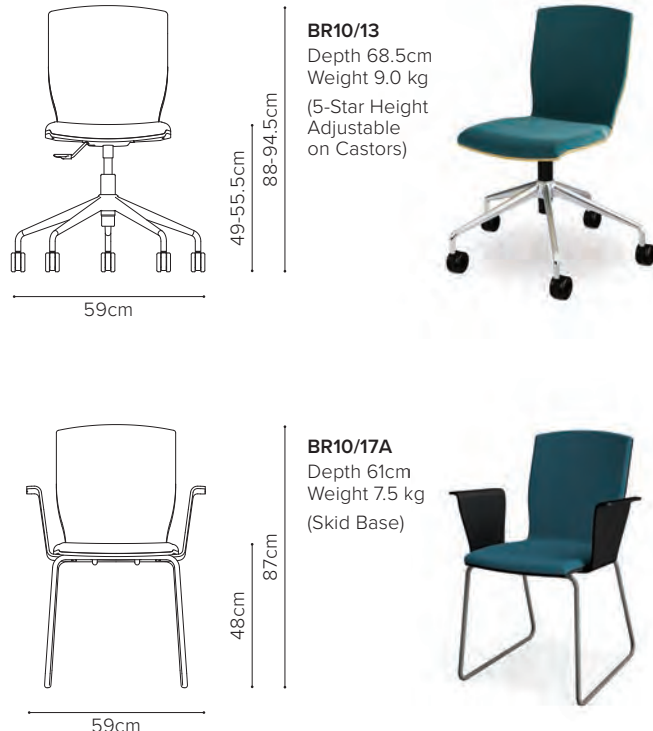
Options

- Pedestal base finishes include: polished aluminium, chrome, black & white powder coat. Natural, Walnut stained or Charcoal stained timber
- Show wood shell & arms available in Natural, Walnut stain or Charcoal stain

UPHOLSTERED SEAT



FULLY UPHOLSTERED



6 DIFFERENT BASE OPTIONS

4-Star Chrome Base
BR10/1



Low 4-Star Base
BR10/2



5-Star Height Adjustable on Castors
BR10/13



Raised 4-Star Base
BR10/4



4-Star Wooden Base
BR10/1A



Skid Base
BR10/17A



All Enrica models are available with arms with upholstered seat or seat & inside back.



EVOSA

Minimalist styling to complement any room. Evosa is the perfect chair for the most prestigious venues. The slender chrome plated steel frame and the option of a knitted mesh or upholstered back create a modern chair of outstanding design and quality.

Features

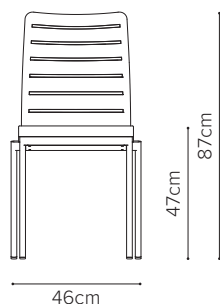
- Elegant leg corner detail
- Choice of upholstered back or innovative knitted mesh back fabric
- Chrome plated mild steel frame (powder coat available on request)
- Upholstered seat with built-in webbing for comfort
- Seat stacker
- Black plastic feet
- Knitted mesh back available in black as standard
- For information on trolleys see page 62

Options

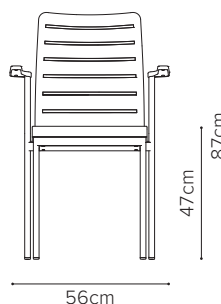
- Sleek black moulded arm pad (suffix A)
- Burgess industrial frame finish available
- Ribbed seat

Accessories

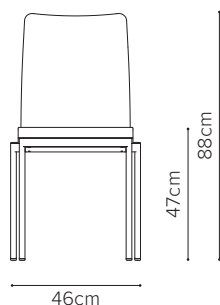
- Linking clip
- For more information on chair accessories see pages 6-7



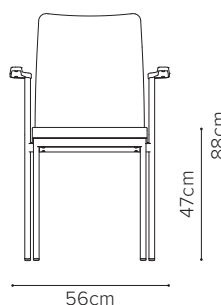
08/1
Depth 55.5cm
Weight 6.2 kg
Stacks up to 10 high



08/1A
Depth 55.5cm
Weight 7.6 kg
Stacks up to 10 high



08/2
Depth 56cm
Weight 6.4 kg
Stacks up to 8 high



08/2A
Depth 56cm
Weight 7.9 kg
Stacks up to 8 high



EVOSA CHAIR

Available in our new Burgess Industrial Frame finish.



EVOSA HIGH STOOL

An exciting addition to the Evosa range, the Evosa High Stool adds height and sophistication to your space. Available with a high or low back, its minimalistic design is finished in striking chrome as standard, but the option of any solid paint colour or trend-led industrial finish gives you flexibility to match your aesthetic.

The Evosa High Stool's upholstered, stitch-ribbed seat gives a modern look, whilst the slim steel frame retains integral strength, giving you peace of mind that it will stand the test of time.

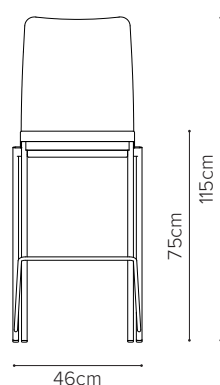
Pair with our Trans-Pose® table for a stylish break out space, or mix and match with the Evosa range and low tables to add visual interest and multiple zones in casual work areas.

Features

- Seat stacking up to 6 high

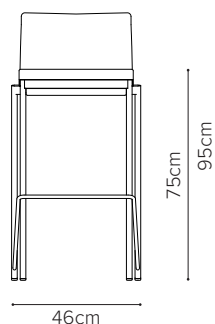
Options

- Low and high back
- Chrome as standard, solid paints & Industrial finish optional
- Ribbed seat



08/12H HIGH BACK UPHOLSTERED

Depth 61cm
Weight 9.3 kg
Stacks up to 6 high



08/12L LOW BACK UPHOLSTERED

Depth 61cm
Weight 8.9 kg
Stacks up to 6 high





EVOSA CONGRESS

Evosa Congress is the perfect chair for the most prestigious venues. There are three model options, all with a stylish slender chrome plated steel frame and the latest innovative stacking buffers. This chair creates a new high in outstanding design and quality.

Features

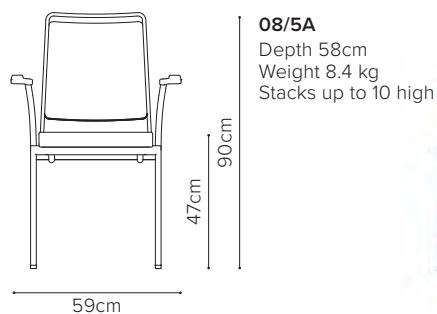
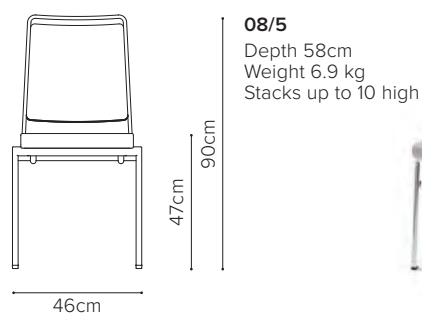
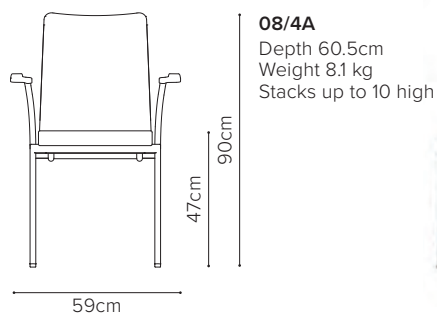
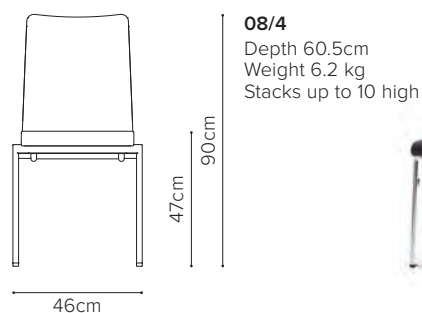
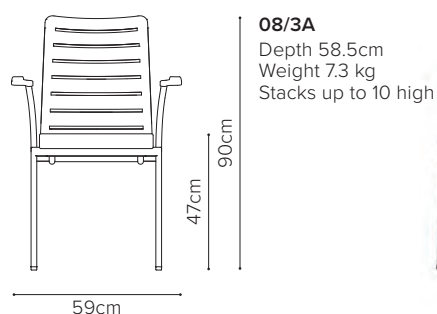
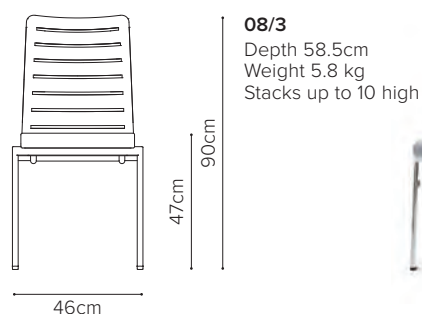
- Elegant corner detail
- Upholstered waterfall seat with built-in webbing for comfort
- Chrome plated mild steel frame
- Choice of upholstered back or innovative knitted mesh fabric
- Front stack buffer innovation, 'hooks' over frame of chair below for positive frame stacking
- Knitted mesh back available as standard
- For information on trolleys see page 62

Options

- Sleek black moulded arm pad (suffix A)
- Burgess industrial finish available and solid colours

Accessories

- Detachable tablet
- Retractable linking
- For more information on chair accessories see pages 6-7



FIORA

Fiora looks stunning in any environment. All models in the Fiora collection feature the Air Cascade seat cushion, ensuring superb comfort.

Features

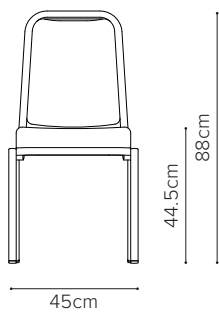
- Handhold
- Generous Air Cascade seat
- Unique convex aluminium tube
- Clear plastic feet
- Discreet stack buttons
- Frame stacking
- For information on trolleys see page 62

Options

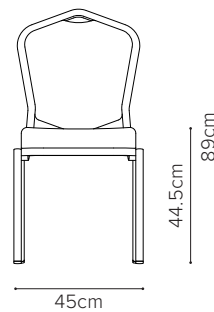
- Classic arm (suffix A)
- Upholstery can be chosen from a wide range of Burgess fabrics
- A wide range of frame finishes is available

Accessories

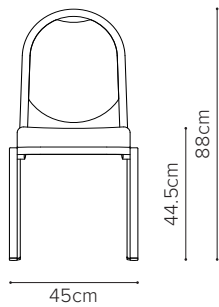
- Plastic linking available in gold, silver and black
- Retractable linking with optional numbering
- Detachable front leg mounted writing tablet
- For more information on chair accessories see pages 6-7



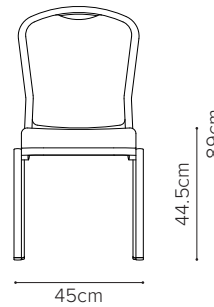
60/1
Depth 57cm
Weight 5.2 kg
Stacks up to 10 high



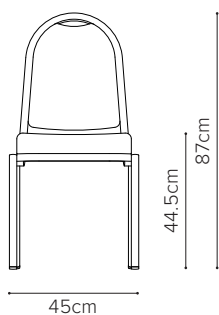
60/4
Depth 57cm
Weight 5.2 kg
Stacks up to 10 high



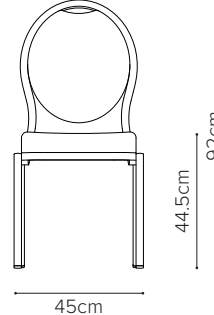
60/2
Depth 57cm
Weight 5.0 kg
Stacks up to 10 high



60/5
Depth 57cm
Weight 5.4 kg
Stacks up to 10 high



60/3
Depth 57cm
Weight 4.9 kg
Stacks up to 10 high



60/6
Depth 57cm
Weight 5.4 kg
Stacks up to 10 high



FIORA ARMCHAIR

Armchair option available for all models (suffix A).

Weight: + 0.7Kg | Width: + 15cm



FLAIR

Flair incorporates all that is desirable in a conference chair. Flair is designed for use in all aspects of conferencing, from the large congress hall facility to the intimate meeting room. The simple aesthetics and clean lines give architects and designers flexibility to offer a contemporary solution for all environments.

Features

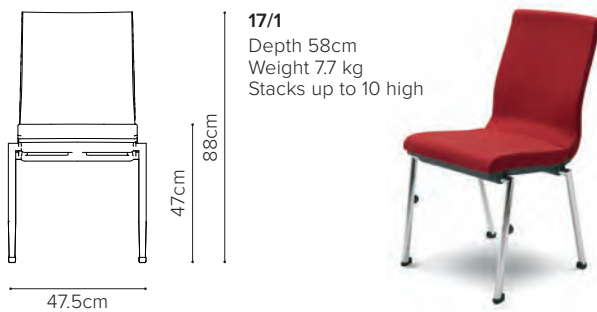
- The contoured upholstered back offers lumbar support to create the most comfortable solution for conferences
- The chrome plated frame features a unique flared leg
- Foot incorporating a stack buffer to guide and retain the chairs' position for increased stacking stability
- Frame stacking
- For information on trolleys see page 62

Options

- Recessed handle fits discretely in the back of the chair

Accessories

- Retractable linking with optional numbering
- Detachable tablet
- For more information on chair accessories see pages 6-7



FLAIR OPTIONAL FEATURE
Recessed handle fits discretely in the back of the chair.





FORUM

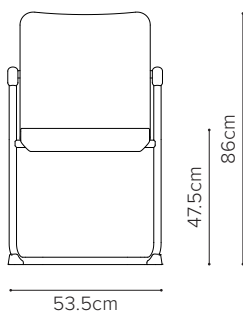
The Forum collection provides seating solutions for a broad spectrum of meeting and conference facilities. Each model combines stylish design with enduring comfort.

Features

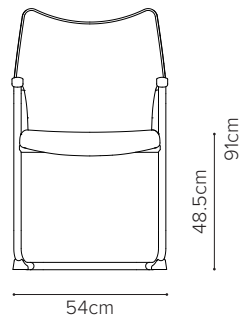
- Multi-contoured upholstered back
- Black moulded polyurethane arm pads
- Chrome plated high tensile steel frame
- For information on trolleys see page 62

Options

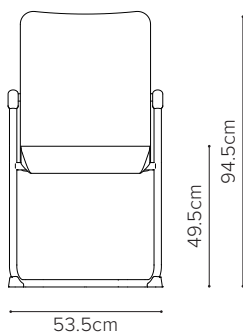
- Felt pads for use on hard floors
- Painted finish available on request



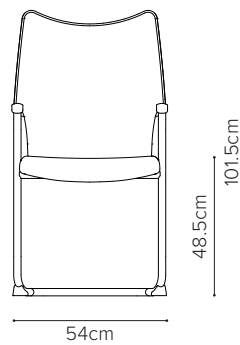
37/1
Depth 59.5cm
Weight 9.0 kg
Stacks up to 4 high
Cantilever



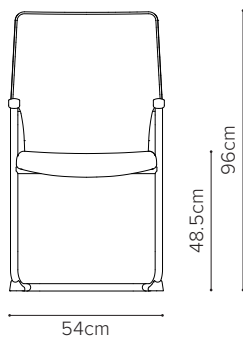
37/7
Depth 60cm
Weight 10.3 kg
Stacks up to 5 high
Cantilever



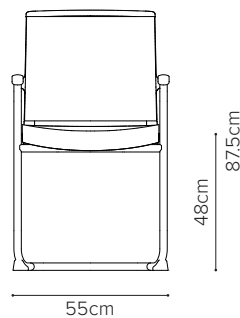
37/2
Depth 67.5cm
Weight 10.6 kg
Stacks up to 4 high
Cantilever



37/8
Depth 61cm
Weight 10.2 kg
Stacks up to 5 high
Cantilever



37/9
Depth 62cm
Weight 10.2 kg
Stacks up to 5 high
Cantilever



37/18
Depth 65cm
Weight 8.8 kg
Stacks up to 4 high
Mesh back
Cantilever



INICIO®

Inicio®... A classic, redefined. Inicio's® innovative forward sloping lightweight aluminium frame, together with its unique wedge seat and slim back construction, creates a modern and dynamic aesthetic, whilst retaining superior levels of comfort. With a choice of 3 back shapes, a choice of mono or two-tone upholstery, a wide range of solid paint finishes and a bespoke colour-matched handhold, Inicio® provides scope to create a unique chair to enhance any modern interior.

Features

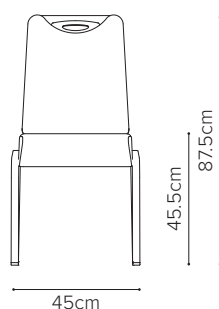
- Bespoke die-cast handle
- Wedge seat for maximum comfort
- Lightweight aluminium frame
- Discreet clear stacking buttons
- Clear plastic feet
- Frame stacking
- For information on trolleys see page 62

Options

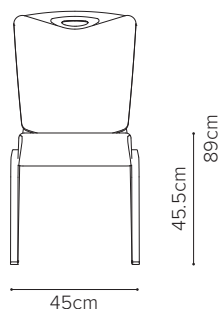
- Available with or without handhold
- Mono or two-tone upholstery
- Upholstery can be chosen from a wide range of Burgess fabrics
- A wide range of solid paint frame finishes is available

Accessories

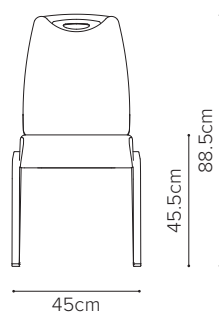
- Retractable linking and numbering
- Detachable front leg mounted writing tablet
- For more information on chair accessories see pages 6-7



09/1H
Depth 59cm
Weight 6.1 kg
Stacks up to 10 high



09/5H
Depth 59cm
Weight 6.3 kg
Stacks up to 10 high



09/3H
Depth 59cm
Weight 6.3 kg
Stacks up to 10 high



INICIO ARMCHAIR AND BACK FEATURE

Armchair option available for all models (suffix A).

Weight: + 0.5kg | Width: + 11cm



JUNEA®

The Junea® 10/3 low back model blends stunning aesthetics with exceptional comfort.

Generous proportions mean this multifunctional collection can be used in meeting rooms, hotel bedrooms or is equally suited to lounges and breakout areas.

Features

- Low back armchair
- Multi-contoured upholstered seat
- All models independently tested

Options

- A choice of 5 different bases
- Upholstery can be chosen from a wide range of Burgess fabrics
- Aluminium cast bases available polished, or painted black or white textured finish
- 4 star wooden bases available in natural, walnut stained or charcoal stain hardwood





JUNEA® *continued*

The Junea® 10/13 high back chair seamlessly blends the sophistication of the domestic chair with the longevity of contract furniture, without compromising on style. Our trained craftsmen carefully upholster each frame by hand ensuring the highest quality of finish.

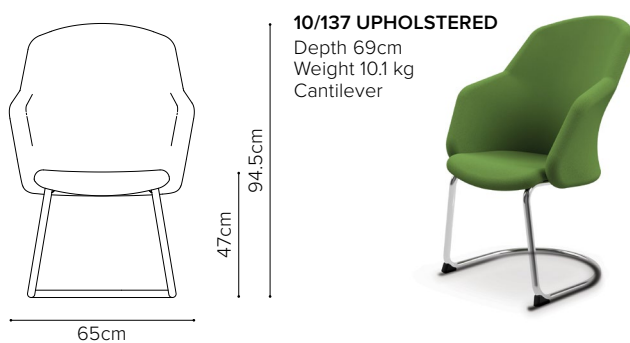
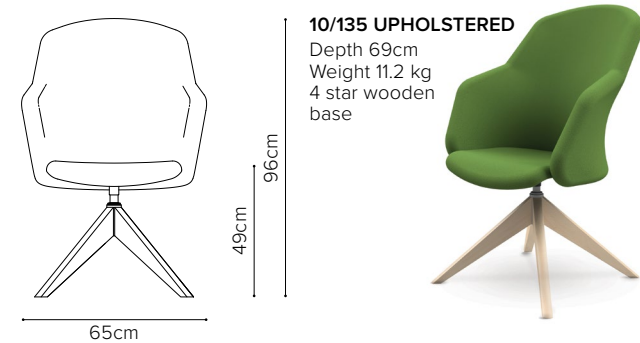
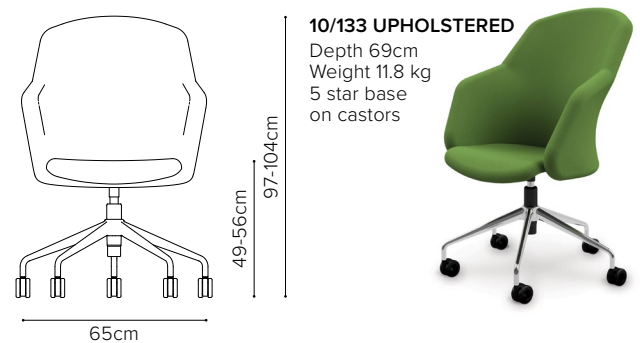
The broad combination of bases, fabrics & finishes includes the additional option of a rocking chair base which will have your hotel guests relaxing from the moment they sit down and provides the opportunity to create a unique look for hotel bedrooms, lounges, breakout areas & meeting rooms.

Features

- High back armchair
- Fully upholstered to fit the curves and contours of the frame
- Multi-contoured upholstered seat
- All models independently tested

Options

- A choice of 5 different bases
- Upholstery can be chosen from a wide range of Burgess fabrics
- Aluminium cast bases available polished, or painted black or white texture finish
- 4 star wooden bases available in natural, walnut stained or charcoal stain hardwood



JUNEA ROCKER

A modern take on a comfortable classic, the Junea Rocker is an eye-catching novelty statement. Available in a choice of upholstery and base options including Walnut, Natural or Charcoal, the clean lines of the Junea Rocker make it a smart addition for any space.

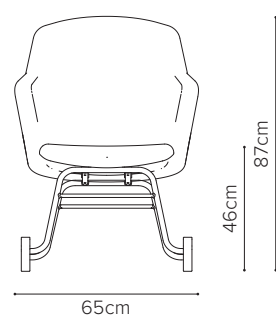
Seamless in motion and exceptional in design, the Junea Rocker will fast become a guest go-to for easy, end-of-the-day relaxation.

Features

- High back armchair
- Fully upholstered to fit the curves and contours of the frame
- Multi-contoured upholstered seat
- All models independently tested

Options

- Upholstery can be chosen from a wide range of Burgess fabrics
- Wooden rockers available in 3 finishes: Walnut, Natural or Charcoal hardwood
- Rocker underframe available in a wide range of solid frame finishes see page 107



10/13 UPHOLSTERED

Depth 91cm
Weight 11.5 kg
Rocker



JUNEA SOFA

An extension – quite literally – of our coveted Junea range, the Junea Sofa brings double the style for your guests.

Designed by Peter Roth, this elegant 2-seater pairs seamlessly with any of our Junea single seats. Create comfortable lobby areas or make a statement with a standalone piece in a bedroom or breakout area.

Available in both high and low back, the Junea Sofa gives you the option to design a space your guests will love.

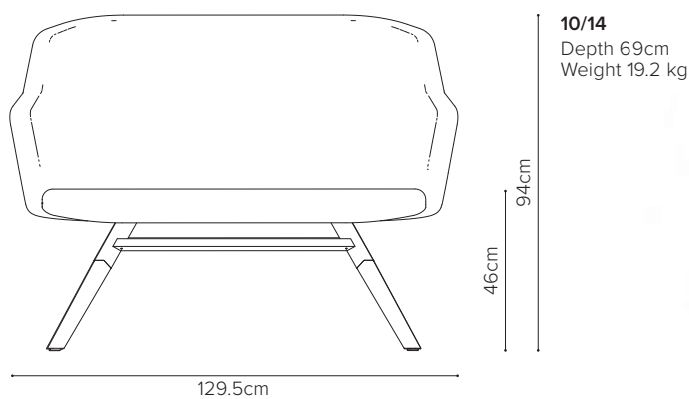
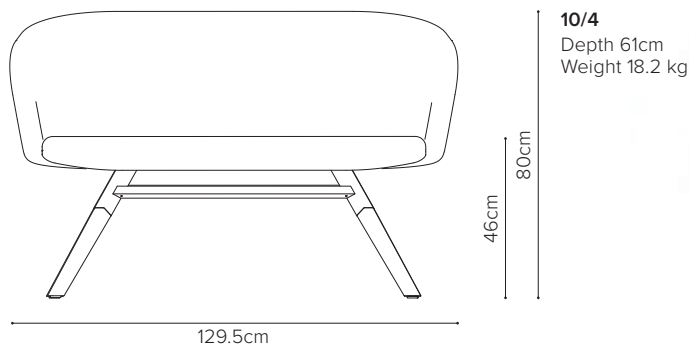
Stunning timber legs, a striking underframe and a wide range of Burgess fabrics allow Junea Sofa to be customised to suit your aesthetic.

Features

- High back or Low back
- Extremely comfortable
- Compact design
- Timber legs
- Base frame powder coated

Options

- Base frame available in wide choice of solid finishes
- Timber legs available in Natural, Walnut stained or Charcoal stained hardwood
- Choice of nylon or felt glides
- A wide choice of upholstery from the Burgess fabrics range





MENDOLA

The Mendola chair brings a new level of comfort to your events. With its curved back and comfortable design, Mendola makes it easy for guests to relax and focus on the event at hand. Plus, the aluminium frame makes Mendola lightweight and easy to transport, so you can rearrange your event space with ease.

Features

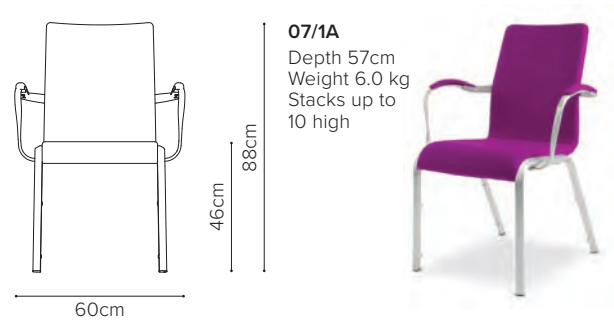
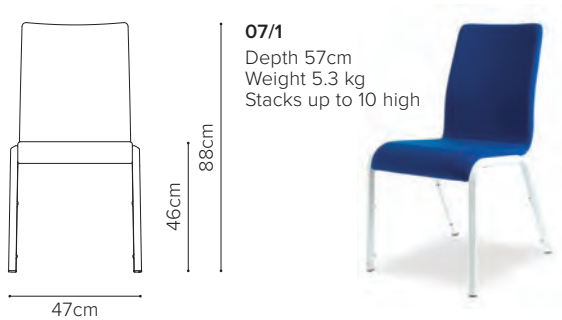
- Multi-contoured shell providing ergonomic support
- Lightweight triangular aluminium extrusion
- Clear stack buttons guide and retain the chairs' position for increased stability
- Arms with elegant twist detail
- Frame stacking
- For information on trolleys see page 62

Options

- Recessed handhold at the back


Accessories

- Retractable linking with or without numbering
- Detachable rotary tablet
- For more information on chair accessories see pages 6-7



MENDOLA FEATURE

The arm features an elegant twist detail.





ORVIA

Orvia is the new benchmark in contemporary banquet and conference chairs. Orvia has achieved the FIRA Ergonomics Excellence Award. Melding the latest innovative design with a unique asymmetrical aluminium extrusion to create the illusion of slender elegance, whilst retaining the inherent strength for which Burgess chairs are renowned, the world over.

Features

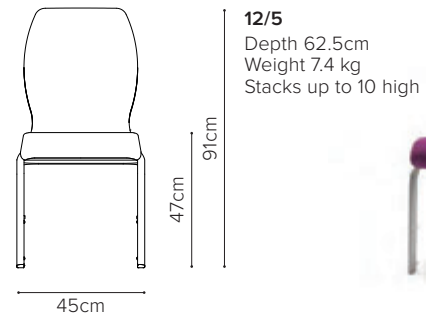
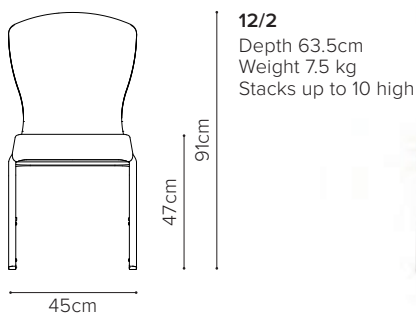
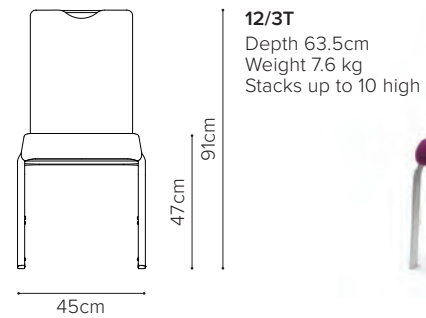
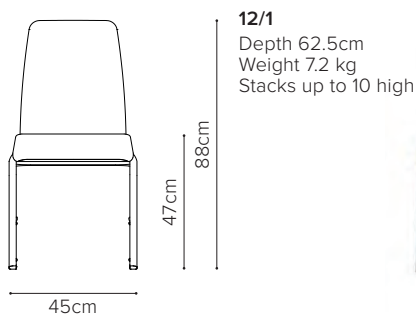
- 4 different back shapes
- The flexing and contoured upholstered back with lumbar support creates the most comfortable solution for conference and dining
- The ergonomically designed seat cushion is multi-contoured providing greater support and a generous seating platform
- Unique asymmetrical aluminium extrusion creates an illusion of slender elegance
- For information on trolleys see page 62

Options

- Discreet top rail available on all models
- Elegant arms make a functional and stylish feature (suffix A)

Accessories

- Retractable linking with optional numbering
- Detachable rotary tablet
- For more information on chair accessories see pages 6-7



TOP RAIL

Top rail for ease of handling available on all models.
For more information, please get in touch.



ORVIA ARMCHAIR

Armchair option available for all models.
For more information, please get in touch.





RIGO

Rigo is simply stylish. Rigo is a steel rod chair available with a chrome plated finish. With its straight lines and multitude of applications, Rigo is sure to be a winner. Rigo has an injection moulded polypropylene seat and back with a UV resistant treatment and is available in several colour options. It can also be supplied with upholstered seat and back pads from the Burgess collection of fabrics.

Features

- Chrome plated mild steel rod frame
- Injection moulded polypropylene seat and back with a UV resistant treatment
- The 82/1 stacks up to 20 high. The 82/2 & 82/3 stack up to 15 high
- Seat stacking
- Rigo chair trolley allows for 82/1 to stack 40 high

Options

- Injection moulded polypropylene arm pads (suffix A)
- Upholstered seat and back pads from the Burgess collection of fabrics
- Felt pads to minimise noise on hard floors
- Choice of shell colour available – red, white, black, sand or grey

Accessories

- Detachable tablet (on armchairs only)
- Floor level linking



82/1
Depth 58cm
Weight 5.7 kg
Stacks up to 20 high



82/1A
Depth 58cm
Weight 6.9 kg
Stacks up to 20 high




82/2
Depth 58cm
Weight 6.9 kg
Stacks up to 15 high
Upholstered seat



82/2A
Depth 58cm
Weight 8.1 kg
Stacks up to 15 high
Upholstered seat



82/3
Depth 58cm
Weight 7.7 kg
Stacks up to 15 high
Upholstered seat and back



82/3A
Depth 58cm
Weight 8.9 kg
Stacks up to 15 high
Upholstered seat and back



RIGO *continued*

Rigo has an injection moulded polypropylene seat and back with a UV resistant treatment and is available in several colour options. It can also be supplied with upholstered seat pads from the Burgess collection of fabrics. The below ranges come with a mesh back available in black or white.

Features

- Chrome plated mild steel rod frame
- Injection moulded polypropylene seat and back with a UV resistant treatment
- The 82/4 stacks up to 20 high. The 82/5 stacks up to 15 high
- Seat stacking
- Rigo chair trolley allows 82/4 to stack 40 high

Options

- Injection moulded polypropylene arm pads (suffix A)
- Upholstered seat pads from the Burgess collection of fabrics
- Felt pads to minimise noise on hard floors
- Choice of mesh colour available – red, white, black or grey

Accessories

- Detachable tablet (on armchairs only)
- Floor level linking




54cm



82/4

Depth 59.5cm
Weight 5.8 kg
Stacks up to 20 high
Mesh back



57cm



82/4A

Depth 59.5cm
Weight 5.8 kg
Stacks up to 20 high
Mesh back




54cm



82/5

Depth 59.5cm
Weight 7 kg
Stacks up to 15 high
Mesh back & upholstered seat



57cm



82/5A

Depth 59.5cm
Weight 7kg
Stacks up to 15 high
Mesh back & upholstered seat



54cm



82/14

Depth 62cm
Weight 8.4 kg
Stool with mesh back & plastic seat

Model numbers for the stools are 82/11, 82/12, 82/13, 82/14 and 82/15



RIGO CHAIR TROLLEY

Rigo chair trolley allows 82/4 to stack 40 high.

For more information, please get in touch.



SALON

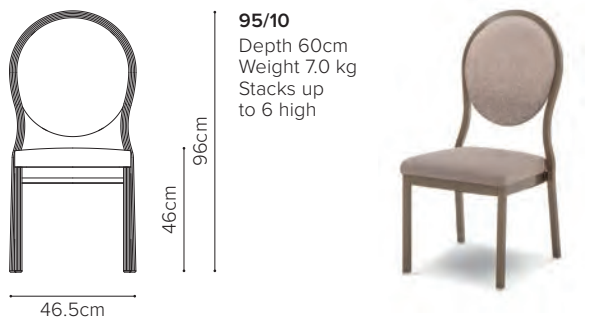
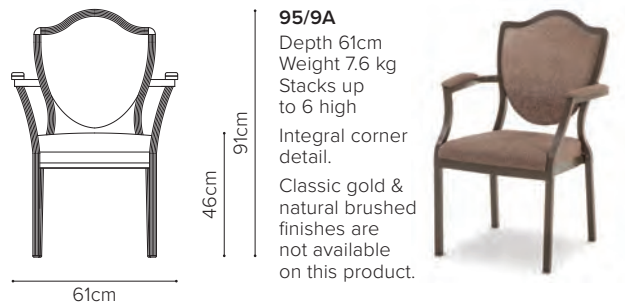
Number one with top hotels worldwide. The Salon collection is favoured by many of the most prestigious customers around the world. The classic lines and generous proportions together with superb comfort ensure the Salon chair remains the number one choice for many of our customers.

Features

- 3 different back shapes
- Classic dished back
- Reeded lightweight aluminium extrusion
- Comfortable webbed waterfall seat
- Discreet stacking buffers
- For information on trolleys see page 62

Options

- Elegant upholstered padded arms (suffix A)
- 95/11 casting available in gold, chrome or matching (solid paint finishes only)
- Siena-Allday™ frame tubing on request
- 95/10 Oval back rail, as shown opposite.



SALON CHAIR

Cast corner detail featured on 95/11 and 95/11A is available in gold, chrome or self colour.





Chairs



SCEPTRE

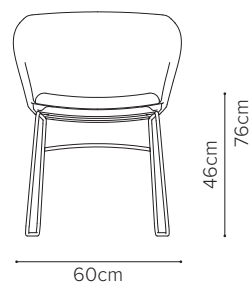
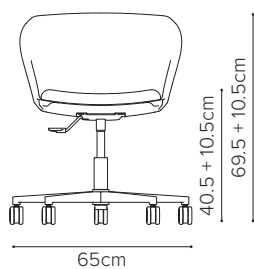
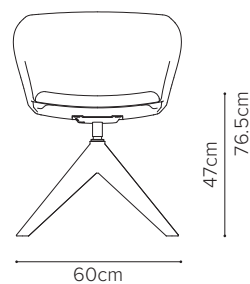
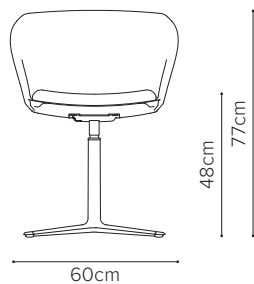
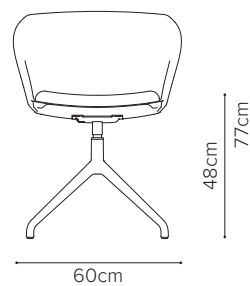
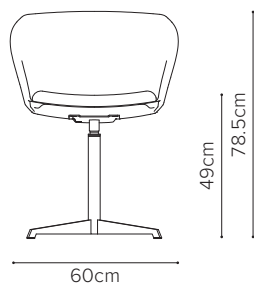
The Sceptre chair features a wraparound design that provides a cozy yet stylish feel for your guests and venue. Choose from a diverse range of high-quality fabrics to upholster the seat, and customise further with six unique base options to perfectly suit your decor. The Sceptre's versatile style makes it an ideal choice for hotel lobbies, bedrooms, convention centres, golf club lounges, or as a stylish coffee breakout spot at events or conferences.

Features

- Contemporary design
- Armchair
- Swivel action (excluding model 23/7)
- Suitable for lobby, coffee, breakout or bedroom seating

Options

- Choice of 6 bases
- Pedestal base finishes include: polished aluminium, chrome, black & white powder coat.
- Stained timber available in natural, walnut or charcoal.
- Wide range of commercial fabrics





SENTRUM

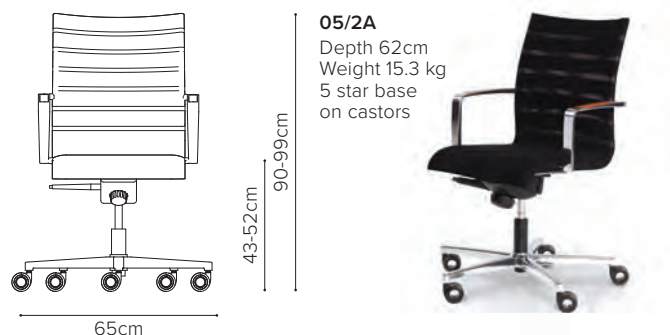
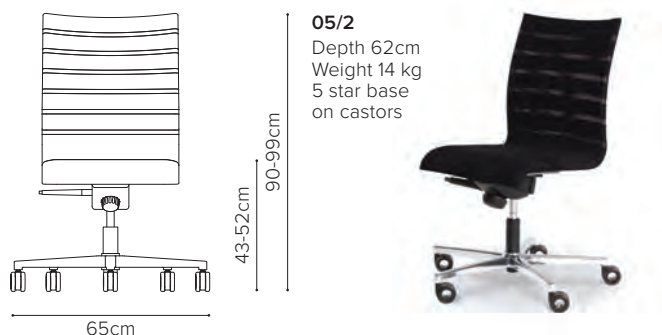
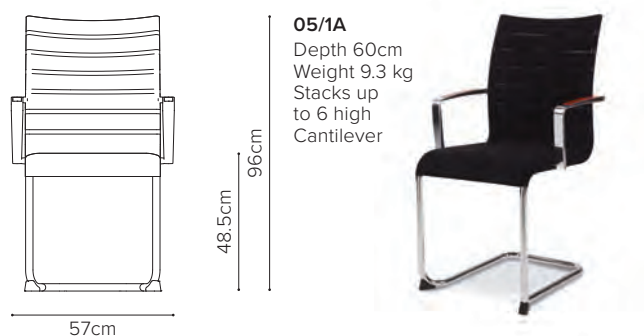
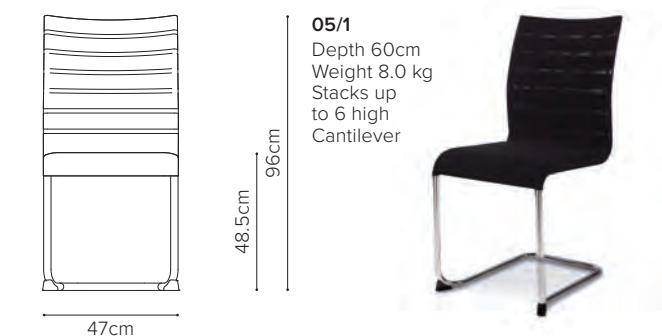
Contemporary chairs to suit any space. Sentrum provides superb comfort with its built-in webbed seat and innovative knitted stretch mesh fabric. Sentrum features a tapered chromed steel frame.

Features

- Innovative knitted mesh in black as standard
- Cantilever or height adjustable 5 star base with castors
- Chrome plated steel frame
- Built-in webbed seat
- 05/1 & 05/1A models stack up to 6 high
- 05/4A model available fully upholstered
- Knitted mesh back available in black as standard
- For information on trolleys see page 62

Options

- Polished aluminium cast arms with timber pad insert
- Felt pads help to minimise noise and markings on hard floors



STAIN TIMBER ARMREST OPTIONS



Black Inlay Natural Inlay Walnut Inlay Cherry Inlay

More options are available

SENTRUM ARMCHAIR

Polished aluminium cast arms with timber inserts available.





SIENA-ALLDAY™

This distinctive collection features our original Siena aluminium extrusion which accentuates the elegant lines of the chairs. The range incorporates the Allday™ Comfort Plus seat cushion. Siena-Allday™ was the first hospitably chair to achieve the FIRA ergonomics excellences award.

Features

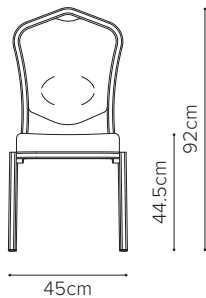
- Generous Allday™ Comfort Plus webbed seat
- Dished back incorporating lumber support and handhold
- The Integral corner detail is featured on the 62/3E and the 62/4E
- Frame stacking
- For information on trolleys see page 62

Options

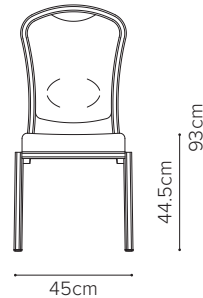
- Classic arm (suffix A)
- Comfort Flex back available

Accessories

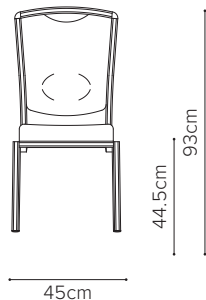
- Plastic linking available in gold, silver and black
- Retractable linking with optional numbering
- Detachable tablet
- For more information on chair accessories see pages 6-7



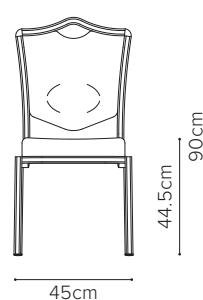
62/1E
Depth 63cm
Weight 5.6 kg
Stacks up to 10 high



62/2E
Depth 63cm
Weight 5.7 kg
Stacks up to 10 high



62/3E
Depth 63cm
Weight 5.7 kg
Stacks up to 10 high
Integral corner detail.
Classic gold and natural brushed finishes are not available on this product.



62/4E
Depth 63cm
Weight 5.9 kg
Stacks up to 10 high
Integral corner detail.
Classic gold and natural brushed finishes are not available on this product.



SIENA ARMCHAIR

Armchair option available for all models (suffix A).

Weight: + 0.7kg | Width: + 15cm





SIMBIA®

A classic chair with a contemporary feel. Simbia® is a luxury dining chair perfect for the most prestigious venues. Its elegant contemporary styling with outstanding design and quality will complement any room.

Features

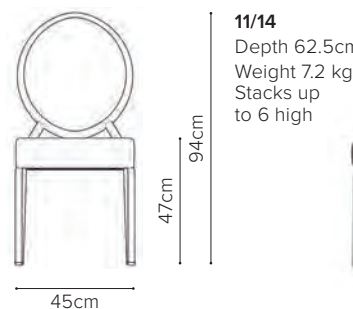
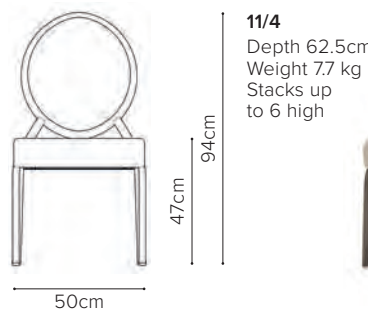
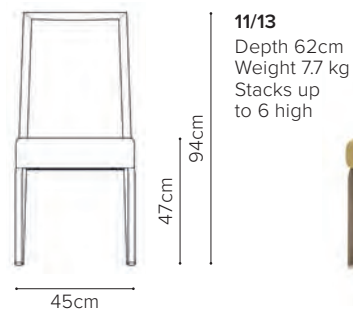
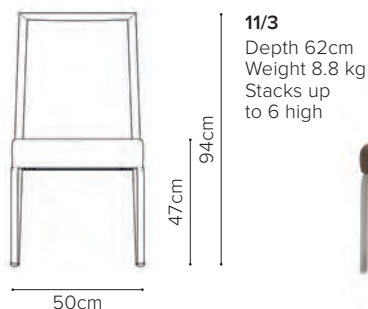
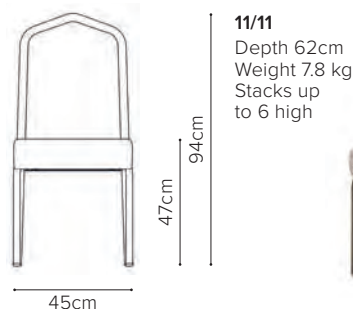
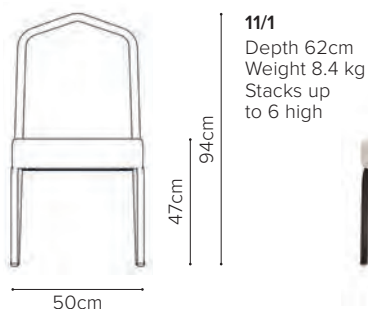
- 3 different back shapes
- Available in 45cm and 50cm width
- Contemporary asymmetrical aluminium extrusion
- Seat stacking
- Waterfall seat foam
- Available in a range of solid finishes
- For information on trolleys see page 62

Options

- Elegant arms with fully upholstered pad (suffix A)
- Back Décor options unique to each chair model see below (suffix BD)
- Back Décor can be customised subject to quantity

Accessories

- Handhold (suffix H)
- For more information on chair accessories see pages 6-7



SIMBIA® ARMCHAIR

Armchair option available for all models (suffix A).

Weight + 0.9 kg | Width + 13cm





SMARTROCKS®


Designed by David Hill, and inspired by pebbles on the beach, SmartRocks® is a trendy modular combination of low stools and benches. With a choice of a power tower and low stools in different shapes and sizes this new range by Burgess will complement any casual and co-working environments and bring a touch of fun to your interiors.

Features

- Low friction glide for an easy set up
- Contemporary design inspired by nature


Options

- 6 different models/shape/sizes available
- Power modules available on models 16/4, 16/5 and 16/6 – see page 96 for specification
- Wireless charging available on power tower 16/6W



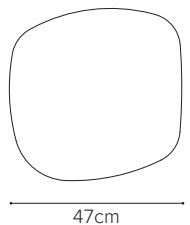
16/1 TRIANGLE STOOL

Height 45cm
Weight 6.9 kg
Number of power modules: 0



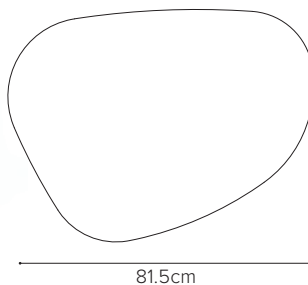
16/2 ROUND STOOL

Height 45cm
Weight 7 kg
Number of power modules: 0



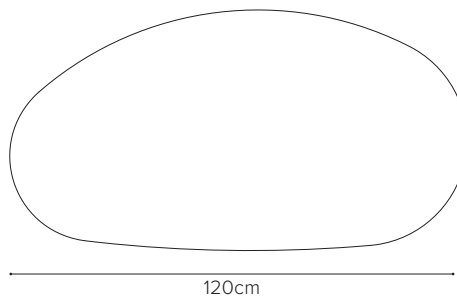
16/3 SQUARE STOOL

Height 45cm
Weight 6.5 kg
Number of power modules: 0



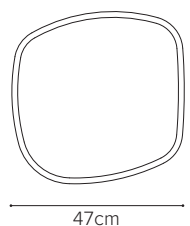
16/4 BENCH SEAT

Height 55cm
Weight 14.2 kg
Seats 1 to 2
Number of power modules: 0, 1



16/5 BENCH SEAT

Height 45cm
Weight 21.2 kg
Seats 2 to 3
Number of power modules: 0, 2



16/6 POWER TOWER

Height 63cm
Weight 11.8 kg (Glass)/10.4 kg (HPL)
Number of power modules: 0, 2, 4
Supplied with glass top as standard or high-pressure laminate top is also available on request

16/6W POWER TOWER WITH WIRELESS CHARGER

Height 63cm
Weight 10.4 kg (HPL)
Number of power modules: 0, 2, 4
Wireless charger only available with high-pressure laminate top





TIANI

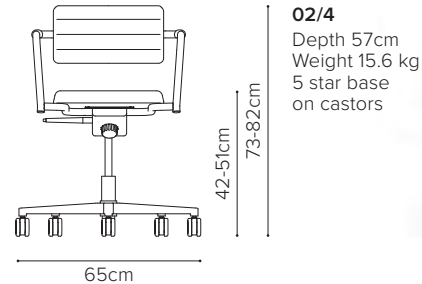
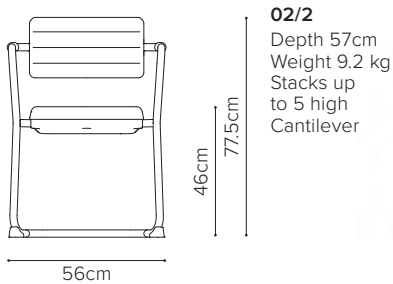
Blends simple aesthetics with enduring comfort. Tiani is a collection providing a suite of multi-purpose chairs complementing contemporary interiors. Featuring chrome plated steel frames and a cantilevered back which, with the ribbed upholstery, provides a flexible lumbar support.

Features

- Webbed seat
- Leather arm pads
- Chrome plated high tensile steel frame
- Seat stacking
- For information on trolleys see page 62

Options

- Cantilever or height adjustable 5 star base with castors
- Upholstery and frame finish chrome can be chosen from our wide Burgess range
- Industrial finish



TIANI CHAIR

See page 20 for industrial finish unique look.

Weight: + 0.5kg | Width: + 11cm





TURINI

Turini is a true timeless classic. The 'original' Turini has stood the test of time, its classic styling comes with a waterfall shaped seat and at 42cm wide, it is designed to maximise room capacity.

Features

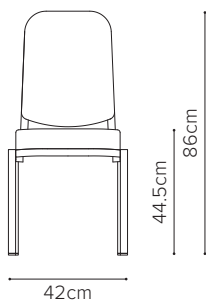
- Waterfall seat cushion
- Square extrusion in lightweight aluminium
- Discreet clear stack buttons
- Black plastic feet
- Frame stacking
- For information on trolleys see page 62
- Range of solid finishes available

Options

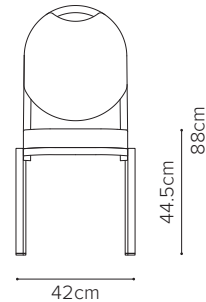
- Classic arms (suffix A)
- A range of brush finishes available
- 45cm width available with Air Cascade seat cushion
- Involute extrusion available

Accessories

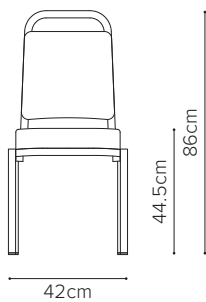
- Retractable linking with optional numbering
- Detachable tablet
- Plastic linking available in gold, silver and black
- For more information on chair accessories see pages 6-7



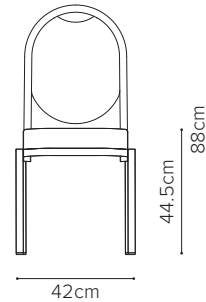
18/1
Depth 58cm
Weight 4.8 kg
Stacks up to 10 high



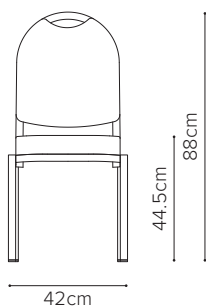
18/4
Depth 58cm
Weight 4.6 kg
Stacks up to 10 high



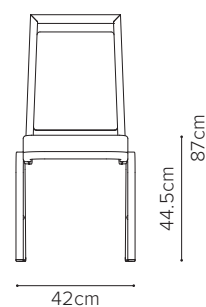
18/2
Depth 58cm
Weight 4.6 kg
Stacks up to 10 high



18/7
Depth 58cm
Weight 4.6 kg
Stacks up to 10 high



18/3
Depth 58cm
Weight 4.7 kg
Stacks up to 10 high



18/11
Depth 58cm
Weight 4.9 kg
Stacks up to 10 high



TURINI ARMCHAIR

Armchair option available for all models (suffix A).

Weight + 0.5 kg | Width + 11cm





Chairs



VARIO-ALLDAY™

Vario is a modern classic design that complements both conference and banquet interiors. Vario-Allday™ has a flex-back, lumbar support and contoured seat achieving ergonomic comfort and quality.

Features

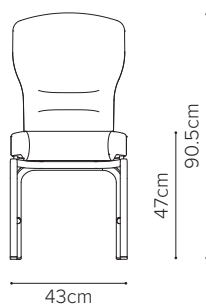
- Flexing back
- Unique convex aluminium underframe
- Frame stacking
- For information on trolleys see page 62

Options

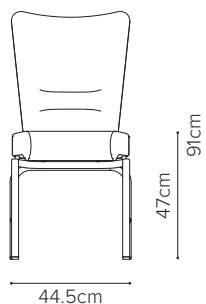
- Fully upholstered arm pad (suffix A)
- Top rail for ease of handling available on all model
- Dining back rake option (please specify with order) 4° more upright flex-back without lumbar support

Accessories

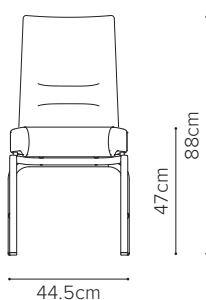
- Retractable linking with optional numbering
- Detachable tablet
- For more information on chair accessories see pages 6-7



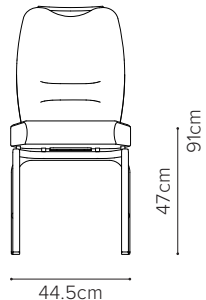
21/2
Depth 63.5cm
Weight 6.9 kg
Stacks up to 8 high



21/7
Depth 63.5cm
Weight 6.9 kg
Stacks up to 8 high



21/6
Depth 63.5cm
Weight 6.8 kg
Stacks up to 8 high



21/8T
Depth 63.5cm
Weight 6.9 kg
Stacks up to 8 high



TOP RAIL

Discreet top rail available on all models.
For more information, please get in touch.



VARIO ARMCHAIR

Armchair option available for all models.
For more information, please get in touch.





WALSH HIGH & LOW BACK

Named after: Kevin Walsh, Machine Shop Manager (1983-Present).

Having started in 1983 as an Apprentice Development Engineer, Kevin Walsh is one of Burgess' longest current serving employees. His namesake chair, the luxury show-stopper of our new bedroom collection, is the epitome of sophisticated feature seating. Available fully upholstered, the Walsh High Back and Low Back demands attention in any space. Choose from two base configurations including wood stained to match any bedroom interior.

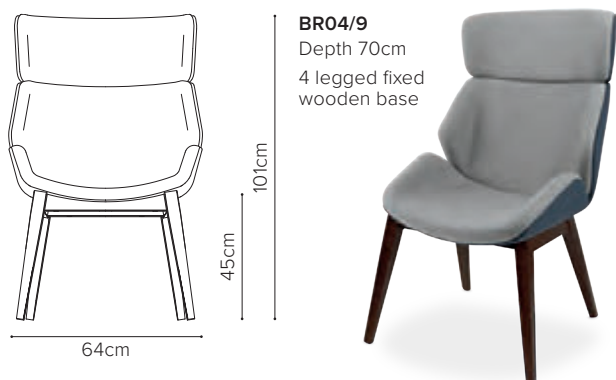
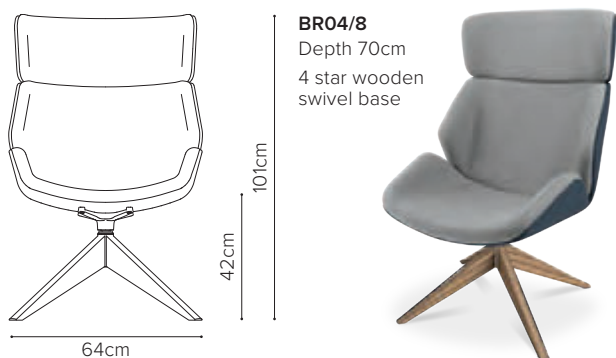
Features

- Modern classic design, with gentle contours and outstanding comfort
- Headrest feature on BR04/8 and BR04/9 for additional comfort
- Fully upholstered

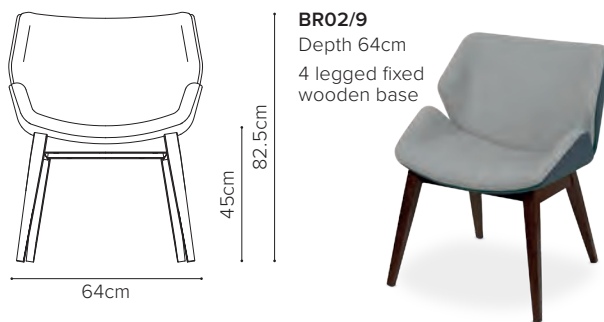
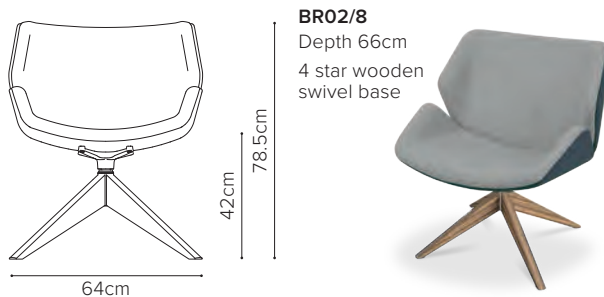
Options

- Upholstery can be chosen from a wide range of Burgess fabrics
- BR04/8 and BR02/8 base available in natural, charcoal or walnut stain
- BR04/9 and BR02/9 base available in natural or walnut stain

HIGH BACK



LOW BACK





CHAIR TROLLEYS

**CTH/1**

2 wheeled chair trolley. Features include a tubular mild steel, powder coated frame and rubber wheels.

Length 26cm
Width 66cm
Height 125cm
Weight 8.2 kg

**CTH/4**

This trolley is for stacked chairs which allows the user to wheel the trolley without the need to take any of the load. Features include a strap to retain the stack of chairs in position, a tubular mild steel powder coated frame and rubber wheels.

Length 82cm
Width 66cm
Height 110cm
Weight 12.5 kg

**CTH/5**

2 wheeled chair trolley with additional back rail for chairs with lower backs. For transporting stacks of chairs under the rear legs.

Length 26cm
Width 66cm
Height 125cm
Weight 8.5 kg

**CTH/6**

3 wheeled chair trolley for transporting stack of chairs under the rear legs. Maximum ease of use.

Length 84cm
Width 66cm
Height 105.5cm
Weight 11 kg

**CTH/7**

2 wheeled chair trolley with a padded panel for transporting stacks of mesh backed chairs.

Length 26cm
Width 66cm
Height 113cm
Weight 8.5 kg

**CTH/8**

The additional loop front slides under the seat to ensure the stack is supported during use.

Length 80cm
Width 65.5cm
Height 125cm
Weight 10.3 kg

**CTH/20**

Design for the Adatta chair, model CTH/20 is a self-supporting storage and transportation trolley capable of moving 15 chairs. Featuring a fabric padded panel to support the show wood chair shells and when empty the trolleys neatly nest together to maximise storage.

Length 112cm
Width 68cm
Height 169cm
Weight 18 kg

	CTH/1	CTH/4	CTH/5	CTH/6	CTH/7	CTH/8	CTH/20
ADAMAS	✓		✓	✓	✓		
ADATTA							✓
CELLO	✓		✓	✓	✓		
COMO	✓		✓	✓	✓		
EVOSA						✓	
EVOSA CONGRESS		✓				✓	
FIORA	✓		✓	✓	✓		
FLAIR	✓	✓	✓		✓		
FORUM*			✓		✓		
INICIO	✓		✓	✓	✓		
MENDOLA	✓		✓		✓		
ORVIA*	✓		✓	✓	✓		
SALON	✓		✓		✓		
SENTRUM*			✓		✓		
SIENA-ALLDAY	✓		✓	✓	✓		
SIMBIA	✓		✓		✓		
TIANI*			✓		✓		
TURINI	✓		✓	✓	✓		
VARIO-ALLDAY*	✓		✓	✓	✓		

* Not applicable on 4/5 star bases

TABLES

A photograph of a modern conference room. The room is filled with rows of white rectangular tables and grey upholstered chairs with gold-colored frames. The tables are arranged in a grid-like pattern. On some tables, there are clear plastic water bottles. The room has a patterned carpet and purple ambient lighting on the walls. A black speaker on a stand is visible in the background. The word "TABLES" is written in large white letters on a dark background in the upper left corner.



RANGES

Looking for tables?

Burgess Furniture has a wide variety of tables meeting different tastes and needs. Pick yours now!

		MEETINGS				EVENTS & DINING					
	PAGE	BOARDROOM	U-SHAPE	SQUARE	TRAINING	CONFERENCE	ROUND	CABARET	TOP TABLE/ SPRIGS	COCKTAIL	DINING
TABLES											
A-CROSS	66									✓	
A-FOLD	69	✓	✓	✓	✓		✓	✓			✓
CONFIGURE-8	70	✓	✓	✓	✓	✓		✓			
CONFIGURE-8 FLIP-TOP	72	✓	✓	✓	✓	✓		✓			
FLIP-TOP	73		✓			✓					
MEET-U	74	✓	✓	✓	✓	✓	✓				
SLIMFOLD	76	✓	✓	✓	✓	✓	✓	✓	✓	✓	✓
SYSTEM-C	78	✓	✓	✓	✓	✓		✓			
TABOU	80									✓	
TRANS-POSE	82									✓	
TRISMART	85									✓	
EXECUTIVE BOARDROOM	87	✓									
BUFFET CUBE	90									✓	
NESTR	92					✓				✓	✓

Conference – Furniture needs to offer comfort and allow for conference venues to fit a high number of people comfortably in a given space. Burgess furniture allows for this and our conference tables are easily foldable or have a flip top for easy storage keeping our end users in mind.

Events & Dining – Dining furniture needs to offer comfort and elegance whilst also maximise occupancy. Burgess keeps all this in mind when designing new events and dining products.

Meeting – Meeting furniture offers comfort and style. Burgess meeting furniture offers you just that! With boardroom tables to make a statement or easily stored meeting tables.

A-CROSS

A-Cross is a table that provides style and versatility to round off any space.

Add an elegant and convenient coffee table to elevate any space with the new A-Cross range. An extension of the A-Fold range, this stylish table comes with timber legs in a choice of 3 different colours, bringing a natural element to compliment any of the full HPL range top finishes on offer. This beautiful smaller piece can fit in a huge variety of spaces thanks to 2 height options, adding a touch of charm to your room whilst maximising practicality.

Features

- Timber legs
- 2 heights: 40cm & 50cm
- 2 top shapes: round & square

Options

- Base available in solid paint finishes
- Timber leg in natural, walnut stained or charcoal stained hardwood
- Tops are available in a wide range of HPL finishes with a chamfered edge to match



AC1 ROUND

Top size (Dia):
60cm



AC3 SQUARE

Top size (Sq):
60cm x 60cm



AC2 ROUND

Top size (Dia):
60cm



AC4 SQUARE

Top size (Sq):
60cm x 60cm





A-FOLD®

Be bold. Go A-Fold®.

Why pick elegance over practicality when you can have both in one ultra-stylish folding table?

Designed by Peter Roth, the A-Fold® is the latest model by Burgess Furniture. A multifunctional range of tables which offers flexibility and ease of use.


Available in rectangular, round, D-ends and triangular corner sections, the A-fold® collection blends great design with structural rigidity and ingenious practical details. Very economic, it will save the end user laundry costs as the table does not require clothing. The underframe is available in a choice of powder coated finishes and an optional part timber leg adds a natural element to tie in with surrounding features and brings a home from home warm feeling to your spaces.

Features

- Folding legs with integral latch to keep the legs shut for easy storage
- Locking slide to ensure folding mechanism is secure during use
- Discreet linking clips as standard
- 18mm table tops are available in high pressure laminate with a durable T-Barb edge in a choice of colours
- Powder coated underframe and chrome locking mechanism
- White underframe comes fitted with white moulded feet (all other frame colours are fitted with black feet)


Options

- Wide variety of shapes and sizes available: rectangular, round, D-ends, triangular corners and bridge tops
- Timber leg in Walnut, Natural or Charcoal hardwood
- Aluminium modesty panel available in white, black or silver texture with magnetic click fit
- Frames available in a wide range of powder coated finishes




Rectangle

Model	Size	Model	Size
AF1260	120x60cm	AF1275	120x75cm
AF1360	130x60cm	AF1375	130x75cm
AF1560	150x60cm	AF1575	150x75cm
AF1860	180x60cm	AF1875	180x75cm
AF1470	140x70cm		



Detachable Modesty Panel

Model	Size
AF120MP	120x22.5cm
AF130MP	130x22.5cm
AF140MP	140x22.5cm
AF150MP	150x22.5cm
AF180MP	180x22.5cm



Bridge Tops

Model	Size
AF1260B	120x60cm
AF1470B	140x70cm
AF1275B	120x75cm



Round

Model	Size
AF150C	150cm (Dia)
AF180C	180cm (Dia)



D-End

Model	Size
AF1265D	120x65cm Single leg
AF1475D	140x75cm Freestanding
AF1575D	150x75cm Freestanding



Triangular Corner

Model	Size
AF60T	60x60cm
AF70T	70x70cm
AF75T	75x75cm

A-FOLD TROLLEY AVAILABLE

The Rectangular table trolley accommodates up to 8 tables and the round table trolley accommodates 6 tables for a practical solution to storage. For more information see page 88



CONFIGURE-8

The Configure-8 table range offers a stunningly superior look. Designed using anodised aluminium this sleek, slim and lightweight table will look great in any meeting, conference or boardroom.

Each table is fitted with discreet linking clips, so you can join several tables together to create exactly the right layout you need. It also has adjustable feet to level the tables.

Features

- Corner post with integral stacking and linking for desired layout
- Folding legs to allow for practical storage
- The tops are available in a range of high quality laminate finishes with an elliptical bull-nosed hardwood edge
- Adjustable feet enable you to get just the right level in any room situation
- Anodised aluminium frame
- Leg infill panel matching table top finish
- For information on trolleys see page 88

Options

- Aluminium modesty panel available in white, black or silver texture
- Matching laminate modesty panel
- Frames available in a wide range of powder coated finishes



HIGH PRESSURE LAMINATE TOP WITH ELLIPTICAL BULL-NOSE HARDWOOD EDGE



Rectangle

Model	Size
C811	120x45cm
C812	130x45cm
C813	150x45cm
C814	180x45cm
C821	120x60cm
C822	130x60cm
C823	150x60cm
C824	180x60cm
C831	120x75cm
C832	130x75cm
C833	150x75cm
C834	180x75cm



D-End

Model	Size
C815	90x67.5cm Single leg
C825	120x67.5cm Single leg
C835	150x75cm Freestanding



Quadrant Corner

Model	Size
C816	45x45cm
C826	60x60cm
C836	75x75cm



Detachable Modesty Panel

Model	Size
C841	120cm front – laminate
C842	130cm front – laminate
C843	150cm front – laminate
C844	180cm front – laminate
C851	120cm front – aluminium
C852	130cm front – aluminium
C853	150cm front – aluminium
C854	180cm front – aluminium

CONFIGURE-8 BENEFITS
The table trolley can fit up to 8 tables for a practical solution to storage. For more information see page 88





Image courtesy of Amsterdam Marriott

CONFIGURE-8 FLIP-TOP

The Configure-8 Flip-Top answers all the needs of the most demanding conference and meeting room venues. The Configure-8 Flip-Top table offers a superior nesting table system for meetings and conferences. Tables can be stored in echelon with the top in the vertical position. The anodised aluminium leg frames are set out to the ends of the table to enable the user to sit within the table comfortably.

Features

- Flip-Top mechanism with a quick release latch
- A choice of high pressure laminate tops with hardwood square edge
- Leg infill panel to match table top
- Castors fitted as standard, 2 braked
- Permanent modesty panel

Options

- Power module includes table trunking, cable tray and front fascia panel
- Power modules have the facility for daisy chaining to reduce extension cables, up to 6 sockets max
- Power module available to suit different country requirements
- Powder coat option



Rectangle

Model	Size
C8FLT1	120x60cm
C8FLT2	150x60cm
C8FLT3	180x60cm
C8FLT6	120x75cm
C8FLT7	150x75cm
C8FLT8	180x75cm



Half Round

Model	Size
C8FLT4	120x60cm
C8FLT9	150x75cm



Quadrant Corner

Model	Size
C8FLTQ60	60x60cm
C8FLTQ75	75x75cm



ROTARY TABLE CONNECTOR



HIGH PRESSURE LAMINATE TOP WITH HARDWOOD SQUARE EDGE

INTEGRATED TECHNOLOGY

A selection of integrated technology options are available. For more information on power modules see page 94



FLIP-TOP


The Flip-Top range offers the ultimate in tabling for a quality meeting & conference environment. With the choice of top shapes Flip-Top provides the versatility to create a variety of layouts. The underframes are polished stainless steel as standard, and the flip action of the top allows the tables to be nested to minimise storage requirements.

Features

- A choice of high pressure laminate tops with hardwood leading edge
- Castors fitted as standard (2 braked)
- 25mm hardwood leading edge as standard
- Quadrant corners can be used to create U-shape layouts

Options

- Adjustable glides (table height reduces to 72cm)
- Permanent or detachable laminate modesty panels




Rectangle

Model	Size
FLT.1	150x60cm
FLT.2	180x60cm
FLT.5	150x75cm
FLT.6	180x75cm
FLT.10	120x60cm
FLT.11	120x75cm



Half Round

Model	Size
FLT.3	120x60cm
FLT.7	150x75cm



Trapezoidal

Model	Size
FLT.4	120x60cm
FLT.8	150x75cm



Quadrant Corner


Model	Size
FLT.Q60	60x60cm
FLT.Q75	75x75cm



Modesty Panel

Model	Size
FLTF120	75x22cm (Permanent)
FLTF150	105x22cm (Permanent)
FLTF180	135x22cm (Permanent)
FLTD120	120x24.5cm (Detachable)
FLTD150	150x24.5cm (Detachable)
FLTD180	180x24.5cm (Detachable)

HARDWOOD LEADING EDGE
25mm hardwood leading edge as standard.



MEET-U[®]


The Meet-U[®] meeting table system includes innovative features to allow for agile working and modern technology. Designed with the user in mind, tables can be linked together to form the perfect layout for any meeting room environment. Available with a rectangle, square or round table top.

Features

- A multi-function clip can be used to secure and support a modesty panel, link tables together and support power cables as a 'cable tidy' (unavailable with the round table top)
- Adjustable feet up to 25mm

Options

- Modesty panels are available for the front and side of the table
- Castors (2 per table) can be fitted allowing for easy movement
- Anodised or powder coated leg
- Cable Port – 80mm diameter port can be fitted centred to long edge
- Power module available to suit different countries' requirements
- For information on the Axial Comfort power module see page 95
- For frames and finishes please see page 110



Rectangle

Model	Size
MTU 11	120x60cm
MTU 12	150x60cm
MTU 13	180x60cm
MTU 21	120x75cm
MTU 22	150x75cm
MTU 23	180x75cm
MTU 31	120x90cm
MTU 32	150x90cm
MTU 33	180x90cm



Square

Model	Size
MTU 24	75x75cm
MTU 34	90x90cm
MTU 44	120x120cm
MTU 54	150x150cm



Round

Model	Size
MTU 61	120cm (Dia)
MTU 62	150cm (Dia)

Meet-U Buffet Table Set

Model	Size
MTU 91B	120(L) x 75(W) x 71cm(H)
MTU 92B	135(L) x 75(W) x 76cm(H)
MTU 93B	150(L) x 75(W) x 81cm(H)



INTEGRATED TECHNOLOGY

A selection of integrated technology options are available.
For more information on the AXIAL COMFORT range see page 95





SLIMFOLD™

The latest generation of banquet tables, the Slimfold™ range features a strengthened and easy to handle locking mechanism. The robust leg frame is finished in a pewter hammer powder coat and our washable, grey flock coated table top reduces noise and cloth slippage, making it an ideal choice for banquets and dining events.

Slimfold™ table tops are aluminium edged for maximum protection and are available in multiple shapes including round, rectangular and half round, so you can choose the shape to suit your space.

Features

- Table tops are aluminium edged for maximum protection, unless HPL is chosen
- Tops also available in High Pressure Laminate, with T-Barb edging
- All Slimfold™ tables are based on the folding mechanism which has made the product world-renowned
- The tubular locking channel and locking tab are designed for improved strength

Options/Accessories

- 3 heights: 72cm, 74cm and 76cm
- Create mobile buffet unit with additional mini clamp-on table, wheel adapters and drop-on shelf
- Wheel adapter
- Height adapter
- Tailored sizes & T-bar leg configurations available on request



Round

Model Size

S1	91cm (Dia)
S2	122cm (Dia)
S3	152cm (Dia)
S4	183cm (Dia)



Square

Model Size

S17	76x76cm
-----	---------



Double-D

Model Size

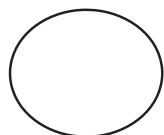
S6	183x91cm
----	----------



72° Segment

Model Size

S5	274cm OD 122cm ID
5 required to make complete circle	



Oval

Model Size

S7	213x122cm
S20	183x152cm



Rectangle

Model Size

S13	122x76cm
S14	152x76cm
S15	183x76cm
S16	183x45cm
S18	210x76cm
S19	244x76cm
S100	122x45cm



Half Round

Model Size

S8	183x91.5cm
S9	152x76cm



Round End

Model Size

S12	101x76cm
-----	----------



Quadrant Corner

Model Size

S10	152x152cm
S11	76x76cm

T-BAR LEG

Available on models S13, 14 and 15 the inset T-Bar legs enable greater clearance for banqueting when tables are setup end to end (ref number become: STB13, 14 or 15)





FOLDING COCKTAIL TABLE

Model Size

CTL1 70cm (Dia)

CTL2 91cm (Dia)


Folded thickness: 6.5cm

108.5cm



SLIMFOLD™ FOOT

3 available heights: 72cm, 74cm, 76cm



Round nylon flock coated with rolled aluminium edge



Rectangular nylon flock coated table top with aluminium edge



High Pressure Laminate table top with T-Barb edge



HEIGHT ADAPTER

S25 Single leg adaptor, raises table height by 25.4cm



WHEEL ADAPTER

S21 For use with standard 76cm wide rectangular tables



S24 SPRING LOADED CONNECTOR



TTE RAMP

For use with Slimfold™ table trolleys to ease loading and unloading. See page 89.



SLIMFOLD™ ON WHEELS

Ease moving tables around with the addition of castor wheels. Available on all models.

SYSTEM-C

A superior folding table system to fulfill conference managers' requirements. System-C is equally at home in contemporary and traditional syndicate meeting rooms. Our CAD layout service is available to all Burgess customers to assist with product selection and specification.

A selection of table top finishes are available and the frames can be finished in a choice of chrome plated mild steel, or a wide selection of powder coated colours.

Features

- Available in a wide selection of high pressure laminate finishes with hardwood or plastic T-Barb edges
- Mild steel locking mechanism includes a spring clip to retain the legs when folded
- Tables can be transported easily from room to room on a custom-made table truck
- Corner posts with integral stacking buffers minimise the possibility of stacking damage and incorporate a swivel clip to enable tables to be linked
- For information on trolleys see page 88

Options

- 150cm half round can be used as a free-standing table or to create a boardroom layout
- 90cm and 120cm half round extension tables are supported by a single cantilever leg and are not free-standing
- Detachable high pressure laminate modesty panels
- Folding modesty panels are permanently attached to the table and can be folded out or away as required – black texture painted finish (60cm and 75cm width tables only)
- Table available with built-in wheels for ease of use and maneuverability.
- ABS edge available with these high pressure laminates tops – Dark Mountain Oak, California Walnut or Madison Walnut



High pressure laminate with bull-nose hardwood edge




High pressure laminate with ABS edge



High pressure laminate with T-barb edge



Table option with built-in wheels



Rectangle

Model	Size
SYS1	120x45cm
SYS13	130x45cm
SYS2	150x45cm
SYS3	180x45cm
SYS5	120x60cm
SYS14	130x60cm
SYS6	150x60cm
SYS7	180x60cm
SYS9	120x75cm
SYS15	130x75cm
SYS10	150x75cm
SYS11	180x75cm



Half Round

Model	Size
SYS4	90x45cm Single leg
SYS8	120x60cm Single leg
SYS12	150x75cm Freestanding



Detachable Modesty Panel

Model	Size
SYS.F120	120x35cm
SYS.F130	130x35cm
SYS.F150	150x35cm
SYS.F180	180x35cm



Triangular Corner

Model	Size
SYSC45	45x45cm
SYSC60	60x60cm
SYSC75	75x75cm



Quadrant Corner

Model	Size
SYSQ45	45x45cm
SYSQ60	60x60cm
SYSQ75	75x75cm

MODESTY PANELS

Detachable or folding modesty panels available on this range.





TABOU

Cocktail, restaurant and occasional tables with a modern and contemporary look. The sleek, modern bases, which include height adjustable, fixed and tilt-top versions to offer end users flexibility for coffee, dining and poseur tables. To complement the bases are a range of striking high pressure laminate table tops and a choice of edge details.

Features

- Square or round tops
 - Fixed, flip or height adjustable tables dependent on models
- Options**
- A selection of laminate table top finishes are available
 - Choice of ABS edging

HEIGHT ADJUSTABLE



TP1 ROUND
Top Size (Dia): 60/70/75/80cm
Finish: Silver powder coated
72-112cm
Base Size: 55cm (Dia)

DINING



TP2 ROUND
Top Size (Dia): 60/70/75/80cm
Finish: Stainless Steel
74cm
Base Size: 43cm (Dia)



TP4 SQUARE
Top Size (Sq): 60/70/75/80cm
Finish: Stainless Steel
74cm
Base Size: 40cm (Sq)

POSEUR



TP3 ROUND
Top Size (Dia): 60/70cm
Finish: Stainless Steel
110cm
Base Size: 43cm (Dia)




TP5 SQUARE
Top Size (Sq): 60/70cm
Finish: Stainless Steel
110cm
Base Size: 40cm (Sq)



TP14 FLIP-TOP
Top Size (Dia): 60/70cm
Finish: Polished Aluminium
109cm
Base Size: 66cm Tripod

TABOU FINISHES

A selection of table top and frame finishes are available.





TRANS-POSE®

A modern flexible table and seating solution. The Trans-Pose® table system comprises of interchangeable frame, cradle, top and seats to provide a versatile, flexible table and seating solution. High tables, standard height tables, coffee tables and bench seating can all be configured from the individual modules by means of a universal self-locking connector.

Features

- Once separated, frames, cradles & tops are stackable for compact storage
- Mild steel tube frame
- High-pressure laminate & hardwood edging top
- Comfortable foam padding bench seat

Options

- A range of frame finishes available
- A range of fabric collections available
- Purpose designed trolley



Length: 150cm

MDS.51 – HIGH TABLE

Width: 75cm
Weight: 39.8 kg



Length: 180cm

MDS.52 – HIGH TABLE

Width: 75cm
Weight: 42.8 kg



Length: 150cm

MDS.61 – STANDARD HEIGHT TABLE

Width: 75cm
Weight: 31.2 kg



Length: 180cm

MDS.62 – STANDARD HEIGHT TABLE

Width: 75cm
Weight: 34.2 kg



Length: 150cm

MDS.71 – COFFEE TABLE

Width: 75cm
Weight: 26.4 kg



Length: 180cm

MDS.72 – COFFEE TABLE

Width: 75cm
Weight: 29.4 kg



Length: 126cm

MDS.80 – BENCH

Width: 66cm
Weight: 23.0 kg

TRANS-POSE® TROLLEY

2 lengths available, each with adjustable side panels. This allows the user to configure the trolley to suit any module of the Trans-Pose® range.







TRISMART

Burgess Furniture brings charging options to the table.

Designed by Barry Hughes, TriSmart is a new range of coffee and poseur tables from Burgess Furniture. The new range offers wireless and twin port USB charging for quick and convenient options to recharge devices at the table. The design complements our Configure-8 range allowing our customers to match their conference tables to their breakout area spaces. With a choice of 2 height positions, as well as 5 table top styles and base options, the time is now to redefine your breakout spaces with solid innovations from Burgess Furniture.

Features

- Tops are available in a wide range of HPL finishes with a chamfered edge to match
- Base available in solid paint finishes
- Unique aluminium extruded column
- Leg infills to match or contrast the HPL
- Coffee or poseur height
- PTFE feet to protect floors and provide a smooth glide action

Options

- 5 different top shapes to choose from
- Twin USB charging socket
- Hidden wireless charging

COFFEE




POSEUR



SIDE



INTEGRATED TECHNOLOGY
Wireless charging also available, see page 96





EXECUTIVE BOARDROOM

ECHO

Choose from the wide Burgess range of laminates and edge finishes. Power modules can be added to the table on request.

Model	Length	Width
Boatshape	200-540cm	100-150cm
Racetrack	200-540cm	100-150cm
Rectangle	200-540cm	100-150cm

BOATSHAPE



RACETRACK



RECTANGLE



GLIDE

Choose from the wide Burgess range of laminates and edge finishes. Power modules can be added to the table on request. Glass top also available on request. Gloss top is available.

Model	Length	Width
Boatshape	200-540cm	100-150cm
Oval	200-540cm	100-150cm
Racetrack	200-540cm	100-150cm

BOATSHAPE



OVAL



RACETRACK



HYFORM

Choose from the wide Burgess range of laminates and edge finishes. Power modules can be added to the table on request.

Model	Length	Width
Boatshape	200-540cm	100-150cm
Oval	200-540cm	100-150cm
Racetrack	200-540cm	100-150cm
Rectangle	200-540cm	100-150cm
Round	100-240cm (Dia)	

BOATSHAPE



OVAL



RACETRACK



RECTANGLE



ROUND



ENSA

Choose from the wide Burgess range of laminates and edge finishes. Glass top option available on this product. The legs can be assembled to offer different settings (coffee table, boardroom meeting table...).

Model	Length	Width
Boatshape	200-540cm	100-150cm
D-End	200-540cm	100-150cm
Rectangle	200-540cm	100-150cm

BOATSHAPE



D-END



RECTANGLE



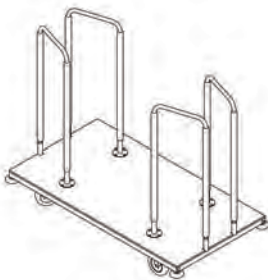
CREDENZA

Matching credenzas are available on request / contact us for more information.



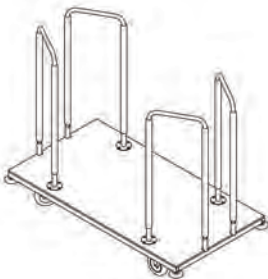
A-FOLD®, CONFIGURE-8 AND SYSTEM-C TROLLEYS

The table trolley can fit up to 8 tables for a practical solution to storage. All table trolleys have corner buffers for ease of transportation and breaks with all castors.



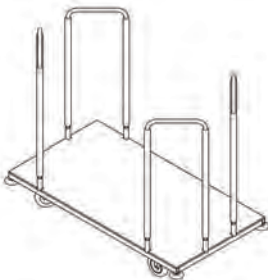
Model	Table size stored	Trolley size
TTFC1245	120x45cm	133(L) x 89(W) x 128cm(H)
TTFC1345	130x45cm	143(L) x 89(W) x 128cm(H)
TTFC1545	150x45cm	163(L) x 89(W) x 128cm(H)
TTFC1845	180x45cm	193(L) x 89(W) x 128cm(H)

Only available for Configure-8 and System-C tables
– capacity 8, loaded height 128cm



Model	Table size stored	Trolley size
TTFC1260	120x60cm	133(L) x 89(W) x 128cm(H)
TTFC1360	130x60cm	143(L) x 89(W) x 128cm(H)
TTFC1560	150x60cm	163(L) x 89(W) x 128cm(H)
TTFC1860	180x60cm	193(L) x 89(W) x 128cm(H)

Available for A-Fold, Configure-8 and System-C tables
– capacity 8, height loaded 128cm



Model	Table size stored	Trolley size
TTFC1470	140x70cm	163(L) x 89(W) x 128cm(H)

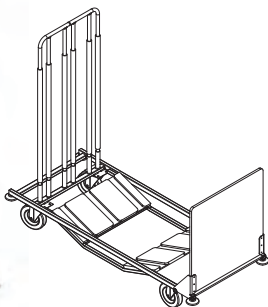
Only available for A-Fold – capacity 8, height loaded 128cm

Model	Table size stored	Trolley size
TTFC1275	120x75cm	133(L) x 89(W) x 128cm(H)
TTFC1375	130x75cm	143(L) x 89(W) x 128cm(H)
TTFC1575	150x75cm	163(L) x 89(W) x 128cm(H)
TTFC1875	180x75cm	193(L) x 89(W) x 128cm(H)

Available for A-Fold, Configure-8 and System-C tables
– capacity 8, height loaded 128cm

ROUND TABLE TROLLEY FOR A-FOLD® ONLY

Model	Table size stored	Trolley size	Height loaded
TTAF150	150cm (Dia) – capacity 6	170(L) x 82cm(W)	170cm
TTAF180	180cm (Dia) – capacity 6	195(L) x 82cm(W)	194cm



SLIMFOLD™ TROLLEYS

Slimfold™ table trolleys have been designed to keep our end users in mind and make the task of setting up a room or taking tables to storage as easy as possible.



TTE/M MULTIPURPOSE TROLLEY (FOR ROUND OR RECTANGLE TABLES ON THEIR EDGE)

Model	Table size stored	Trolley size	Height loaded	Slimfold™ table stored
TTE1M	91cm (Dia)	130(L) x 82(W) x 129cm(H)	144cm	S1
TTE2M	91.5 - 136cm (Dia)	130(L) x 82(W) x 129cm(H)	144cm	S11, S12 & S17
TTE3M	122 - 160cm (Dia)	160(L) x 82(W) x 129cm(H)	167cm	S5
TTE4M	160 - 185cm (Dia)	191(L) x 82(W) x 129cm(H)	194mm	S6, S7, S8, S10 & S20

Sub-divided into 3 sections for ease of loading either round or rectangle on their edges – capacity 10

TT/F SLIMFOLD™ TABLE TROLLEY (FOR FLAT RECTANGLE TABLES)

Model	Trolley size	Height loaded	Slimfold™ table stored
TTF13	136(L) x 82(W) x 103cm(H)	103cm	S13 & S100
TTF14	167(L) x 82(W) x 103cm(H)	103cm	S14
TTF15	197(L) x 82(W) x 103cm(H)	103cm	S15 & S17
TTF16	197(L) x 82(W) x 103cm(H)	103cm	S16
TTF16 Double stack	197(L) x 104(W) x 103cm(H)	103cm	S16
TTF18	227(L) x 82(W) x 103cm(H)	103cm	S18
TTF19	257(L) x 82(W) x 103cm(H)	103cm	S19

Incorporate corner buffers for transporting rectangular tables stowed horizontally.
Various models available to fit different table sizes – capacity 10



BUFFET CUBE

Buffet Cube is a highly flexible buffet display stand system. The Buffet Cube comprises folding underframes and the option of either a high pressure laminate or toughened glass top which are detachable. There is a variety of different frame heights that will allow you to create an interesting buffet landscape.

Features

- Quick and easy frame folding action
- Table tops are detachable for ease of storage

Options

- Clear toughened glass tops (75cm or 90cm square only)
- High pressure laminate tops with ABS edging
- Chrome or solid painted frame
- Underframe heights, 60, 75, 90, 105 and 120cm



Underframes

Available in chrome and painted finishes.

Model	Size
BCU600	60x60x60cm
BCU600	60x60x75cm
BCU600	60x60x90cm
BCU600	60x60x105cm
BCU600	60x60x120cm



Top Options

Available in HPL or glass top finishes (75cm or 90cm only). Also available in rectangle, square, round and oval shapes.



Oval

Model	Size
BCTH40*	180x90cm
BCTH41*	200x100cm



Rectangle

Model	Size
BCTH20	90x65cm
BCTH21	90x75cm
BCTH22*	120x90cm
BCTH23*	180x90cm



Round

Model	Size
BCTH30	95cm (Dia)
BCTH31	120cm (Dia)



Square

Model	Size
BCTH10	75x75cm
BCTG10	75x75cm
BCTH11	90x90cm
BCTG11	90x90cm



Square – Glass Top

Model	Size
BCTG10	75x75cm
BCTG11	90x90cm

All glass tops purchased at Burgess must be accompanied by a glass top trolley to ensure safe transportation.

*Buffet Cubes that require two underframes.

BUFFET CUBE FINISHES

A selection of table top finishes are available.



Our Buffet Cube trolley will help you transport your underframes and tops in a safe and easy way allowing you to get the best out of your events.

ELEVATION STANDS



Base Frames:

Available in chrome and painted finishes
Stand sizes available on request

Tops:

Clear toughened glass

Top sizes available:

15cm x 15cm or 22.5cm x 22.5cm or 30cm x 30cm

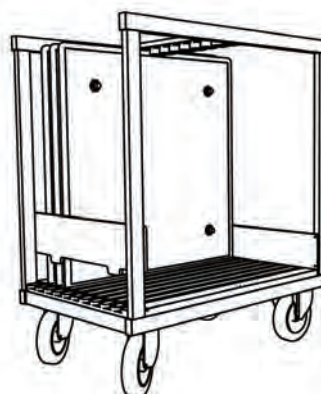
ABS ALUMINIUM EDGE



ABS GLASS EDGE



TROLLEYS

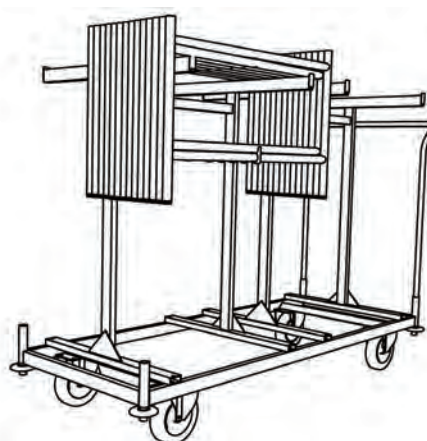


TTBG9090 GLASS TABLE TOP TROLLEY (LARGE)

Trolley for 90x90cm
Glass Tops Max. 10 Tops


TTBG7575 GLASS TABLE TOP TROLLEY (SMALL)

Trolley for 75x75cm
Glass Tops Max. 10 Tops



TTBU6001 – UNDERFRAME TROLLEY

Trolley for Underframes
Max. 24 Underframes –
any size and can mix sizes



TTBL2000 HPL TABLE TOP TROLLEY

Trolley for HPL Tops
Qty 24 x 90cm or
Qty 12 x 180cm

Please note:

All glass tops must be accompanied by a trolley to ensure safe transportation.

NESTR

Nestr is a range of presentation tables ideal for use with buffets, displays and more. 3 height options seamlessly nest together to reduce storage footprint, and with rectangle and square shapes, you get flexibility on layout design.

The steel frame can be powder coated with our wide range of solid finishes so you can match your aesthetic. Not only that, but you'll save on laundry thanks to a huge variety of high-pressure laminate table tops, available with matching ABS edging – so no need for a table cloth.

Mix multiple heights, finishes and shapes to create a striking display that's perfect for your space.

Features

- 3 different heights for nesting together (set of 3)
- 2mm ABS edge to match

Options

- Any high-pressure laminate table top
- Any solid paint finish
- Braked castors
- Clear glass top



130 / 140 / 150cm



Rectangle

Model	Size
NST1575	150x75x86cm
NST1470	140x70x79cm
NST1365	130x65x72cm



60 / 67.5 / 75cm



Square

Model	Size
NST7575	75x75x86cm
NST675	67.5x67.5x79cm
NST6060	60x60x72cm



130 / 140 / 150cm



Rectangle – Glass Top

Model	Size
NSTG1575	150x75x86cm
NSTG1470	140x70x79cm
NSTG1365	130x65x72cm

Features

- Nesting
- Steel powder coated frame
- Toughened glass top

Options

- Braked castors



NESTING TABLES AND ELEVATION STANDS
Table range lets you nest them together for a clean storage.
Elevation stands allow different display options.



TECHNOLOGY & POWER MODULES

EVOLINE PUSH

This product is only for Configure-8 Flip-Top Table, see page 68. Power supply in and power supply out comes as standard. The daisy chain allows a maximum of 6 sockets.



Power + USB Charger (UK)

Model	Description	Finish
PUSH.Q13500.1A	2 x UK, 1 x Double USB Charger A+C	Stainless Steel
PUSH.Q13500.3A	2 x UK, 1 x Double USB Charger A+C	Black
PUSH.Q13500.4A	2 x UK, 1 x Double USB Charger A+C	White
PUSH.Q13501.1A	3 x UK, 2 x Double USB Charger A+C	Stainless Steel
PUSH.Q13501.3A	3 x UK, 2 x Double USB Charger A+C	Black
PUSH.Q13501.4A	3 x UK, 2 x Double USB Charger A+C	White

COLOUR OPTIONS

Stainless Steel



Black Coated



White Coated



Power + USB Charger (VDE/Germany)

Model	Description	Finish
PUSH.Q13500.1B	2 x VDE, 1 x Double USB Charger A+C	Stainless Steel
PUSH.Q13500.3B	2 x VDE, 1 x Double USB Charger A+C	Black
PUSH.Q13500.4B	2 x VDE, 1 x Double USB Charger A+C	White
PUSH.Q13501.1B	3 x VDE, 2 x Double USB Charger A+C	Stainless Steel
PUSH.Q13501.3B	3 x VDE, 2 x Double USB Charger A+C	Black
PUSH.Q13501.4B	3 x VDE, 2 x Double USB Charger A+C	White

Power + USB Charger (France/Belgium)

Model	Description	Finish
PUSH.Q13500.1C	2 x FR-BE, 1 x Double USB Charger A+C	Stainless Steel
PUSH.Q13500.3C	2 x FR-BE, 1 x Double USB Charger A+C	Black
PUSH.Q13500.4C	2 x FR-BE, 1 x Double USB Charger A+C	White
PUSH.Q13501.1C	3 x FR-BE, 2 x Double USB Charger A+C	Stainless Steel
PUSH.Q13501.3C	3 x FR-BE, 2 x Double USB Charger A+C	Black
PUSH.Q13501.4C	3 x FR-BE, 2 x Double USB Charger A+C	White



AXIAL COMFORT

Axial Comfort power module is a built-in unit that pivots upwards to reveal the power, voice and data sockets at a touch of a button thanks to its spring loaded mechanism. Daisy chaining allows a maximum of 6 sockets to reduce the number of power supplies required.

This product is only for Meet-U® meeting tables, see page 74.



PYRAMID PORTABLE POWER MODULE

The Pyramid Portable Power Module is available in either black or white with wireless charging, USB A + C fast-charging and UK, Shuko (D) or FR-BE power sockets. Hardwired with 2m GST 18 cable and tested to comply with BS5733, this power module is ideal for any venue that needs the flexibility to offer power on tables when requested.



MEET-U TABLE

This power module is only available on MEET-U table, see page 74.



HIDDEN WIRELESS CHARGER

The Burgess Hidden Wireless Charger offers an integrated wireless charging solution to create wireless charging hotspots for devices using Qi.

With the fast-growing demand for power and charging everywhere, the Burgess wireless surface charger is developed to create wireless charging hotspots for use around the globe in offices, hotels, restaurants, and bedrooms. Some examples of applications include coffee tables and bedside tables.

Our Hidden Wireless Charger is available on SmartRocks® and TriSmart ranges, please refer to pages 52 & 85.



PORTHOLE IV MODULE

Available with a choice of black, white and grey plastic fascia with matching trim, the Porthole is ideal for space-saving installations. Features individual fuse and independently certified to BS 5733 UK sockets or a range of international sockets. Fully integrated 4A USB power supply. Power cables come with a standard 1m mains lead.

The Porthole IV Module is available on SmartRocks® and TriSmart ranges, please refer to pages 52 & 85.



POP POWER / USB PORT

Pop is available in black with USB A + C module and UK, Shuko (D) or FR-BE power sockets. Fits flush to the table top and supplied with cable spine, 2 mtr RCD power supply lead and fitted to the table.



ACCESSORIES



OPEN CONCEPT: LINE COLLECTION

Make your hotel room feel more like home.

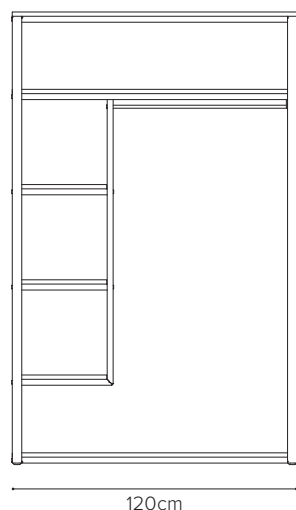
Substance meets simplicity with the Open Concept: Line collection which features an open wardrobe, bedside table, coffee table and a desk. Combine a selection of shelving options with your choice of durable steel frame to add a sleek, modern element to each room. Strategically place your furniture pieces to create functional storage and work areas in contemporary hotel rooms.

Features

- Wardrobe - clothes rail & several shelves for storage
- Reduced surfaces for less cleaning and easy access
- Durable steel framework

Options

- Choice of 4 decor boards (MFC) with ABS edge to match
- Any Burgess Solid or Architectural frame finish
- Wardrobe supplied either assembled or in kit form
- Custom sizes on request



LINE WARDROBE 120W

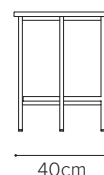
Depth 55cm

OCL.W1255
Supplied fully assembled

OCL.W1255KD
Supplied kit form assembly required

190cm

120cm



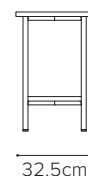
SIDE TABLE ROUND

OCL.S40C



COFFEE TABLE ROUND

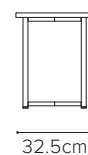
OCL.C40C



SIDE TABLE SQUARE

Depth 32.5cm

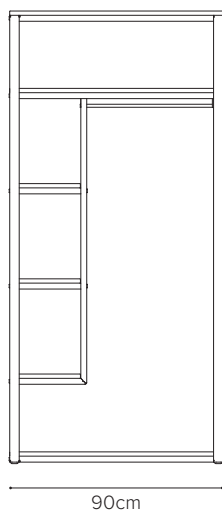
OCL.S325SQ



COFFEE TABLE SQUARE

Depth 32.5cm

OCL.C325SQ



LINE WARDROBE 90W

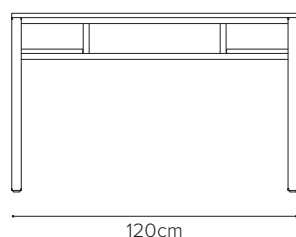
Depth 55cm

OCL.W9055
Supplied fully assembled

OCL.W9055KD
Supplied kit form assembly required

190cm

90cm



DESK

Depth 55cm

OCL.D1255

75cm

120cm



OPEN CONCEPT: CURVE COLLECTION

Minimalist furniture for students to create their home away from home.

The Open Concept: Curve collection combines a choice of shelf decor with steel frames to create a chic space for students to make their own.

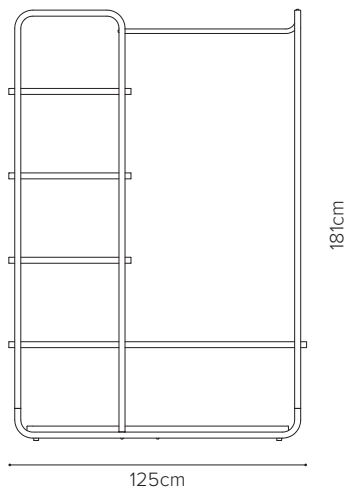
The collection features a steel-framed open wardrobe with a hanging rail and several shelves for storage accompanied by a bedside table and a desk. Curved corners add a modern element to each piece to create a playful yet professional environment, perfect for student living.

Features

- Wardrobe - clothes rail & several shelves for storage
- Reduced surfaces for less cleaning and easy access
- Durable steel framework

Options

- Choice of 4 decor boards (MFC) with ABS edge to match
- Any Burgess Solid or Architectural frame finish
- Wardrobe supplied either assembled or in kit form
- Custom sizes on request



CURVE WARDROBE 125W

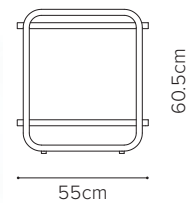
Depth 45cm

OCC.W12545

Supplied fully assembled

OCC.W12545KD

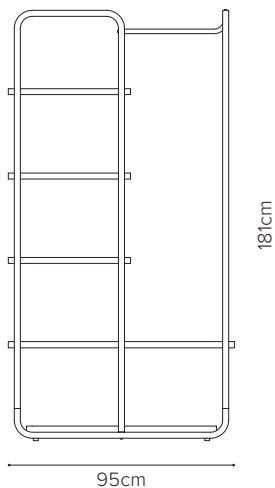
Supplied kit form assembly required



CURVE SIDE TABLE

Depth 45cm

OCC.S5545



CURVE WARDROBE 95W

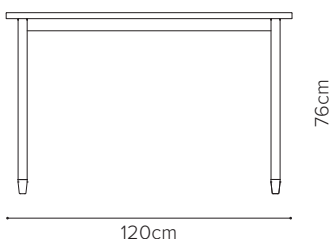
Depth 45cm

OCC.W9545

Supplied fully assembled

OCC.W9545KD

Supplied kit form assembly required



A FIX TABLE

Depth 60cm



FREESTANDING LAPTOP TABLE

Maximise attendance with space saving solo laptop tables.

Our compact laptop tables are the perfect solution for multi-functional rooms. The Freestanding Laptop Table creates a solo workstation for each of your attendees. Perfect for use during breakouts or conferences.

The table top is made from a sleek, black High Pressure Laminate (HPL) that can fit laptops up to 15" and be used as a mini desk or side table. Our Freestanding Laptop Tables can be easily moved and stored away with the Burgess Laptop Table Caddy.

Features

- Black HPL & ABS edge to match
- 12mm MDF
- 8mm steel base
- 45mm diameter steel upright
- Powder coated frame
- Suitable for full size 15" laptop

Options

- Laptop Tablet Caddy also available to store up to 10 tables (see below)



LPT1 FREESTANDING LAPTOP TABLE

Depth 39.5cm
Weight 8.5kg



LAPTOP TABLET CADDY

Length 168.5cm
Width 54cm
Height 95cm
Height 123cm (with tables)



ROOM SERVICE TROLLEY

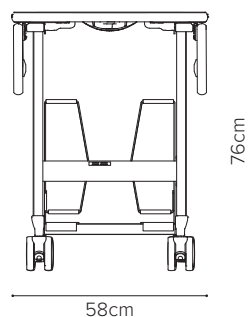
Practical. Flexible. Functional... a Burgess must-have. The Burgess Room Service Trolley offers hotel staff & guests ultimate flexibility with 3 different top options, ease of use and a modern sharp look. It is an F&B essential for the best in-room dining experience.

Features

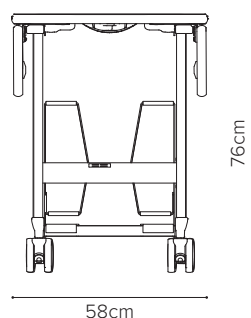
- High pressure laminate top
- Grey polyurea spray edge
- Anodised aluminium frame
- Tri-fold flaps & retractable flap stay
- Rotary latch flip-top mechanism
- Storage in echelon minimises storage space
- Minimal moving parts for silent operation
- Smooth running quiet castors
- Pull handles
- Folding zinc plated grilles and recessed magnetic grille catches
- Accommodates 2 x food warmer boxes

Options

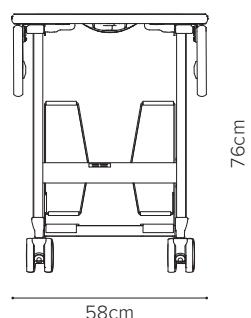
- Grey & walnut finishes
- 3 top shapes
- Transport Z handle
- Available with single Grille (one food warmer box)



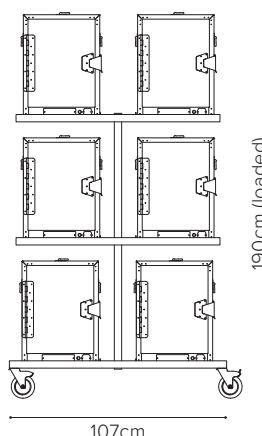
RST1
Round
Open width 100cm
Length 100cm



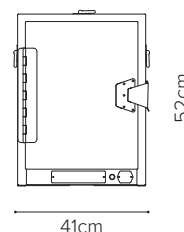
RST2
Square
Open width 91.5cm
Length 91.5cm



RST3
Double-D
Open width 100cm
Length 91.5cm



S.0305
Caddy
Depth 49cm
Holds 6 food warmer boxes



S.0300
Electric food warmer box
Depth 40cm

Features

- All aluminium construction
- Fully insulated to maintain temperature for at least 1 hour
- Removable shelves
- Thermostatically controlled
- Available with international power supply leads
- 220V or 240V

ROOM SERVICE TROLLEY

Tri-fold flaps can be positioned up or down for ease of transport.



ROOM SERVICE CADDY

The new room service caddy,
increasing the capacity to deliver more!

More options... more capacity... more
happy customers!

Features

- Single or double caddy available
- Handle of the caddy can be removed for storage
- Comes with tray that fits on top of the food warmer boxes
- The package comes with 5 stacking trays



S.0315

Single Caddy
Height 16cm (excluding handle)
Length 51cm (excluding handle)
Width 43cm



S.0325

Double Caddy
Height 16cm (excluding handle)
Length 98cm (excluding handle)
Width 45cm



Food Warmer Box

Height 52cm
Width 41cm
Depth 40cm

STAND SMART

Designed by Barry Hughes, Stand Smart sets the new high standard for lecterns. Complementing our Configure-8 and TriSmart ranges, upright infill panels of HPL are set into an aluminium frame that can be customised in a variety of finishes.

Ideal for lecture halls and conferences, users can present without worry thanks to an inbuilt paper shelf, USB flexible LED light and the option of integrated power sockets.

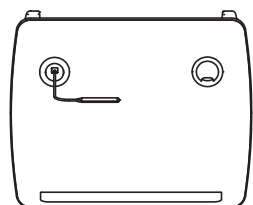
Stand Smart's contemporary design will become a focal point for presentations and with cable management, adjustable feet and the option of added logos, it's all the power without the hassle.

Features

- Anodized Aluminium Extrusion or solid powder coat paint finish
- High Pressure Laminate (choose from Classic or Design range)
- USB/USB-C power connectivity
- USB LED flexible swan neck light
- Shelf
- Cable Management
- Adjustable feet for levelling

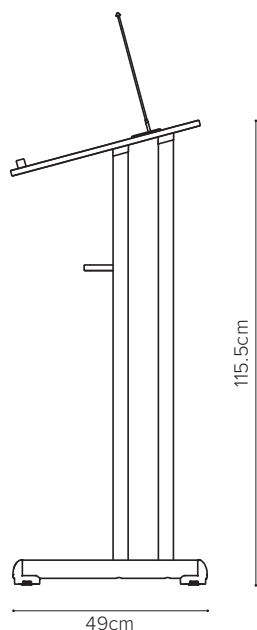
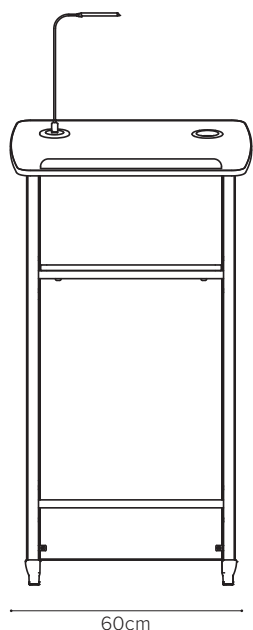
Options

- Power module with 2 power sockets and 2 USB/ USB-C fast charge ports
- HDMI
- Fitted with castors adds 5.5cm to overall height
- Add your logo on an acrylic panel with LED lighting




LECTERN C8/1

Depth 49cm
Weight 20.5kg



OPTIONAL CASTORS



STANCHIONS & BARRIERS



EXECUTIVE GP200, GP400 AND GP500
Indoor Classic 4 way loop
Indoor Classic 4 way loop top,
Flat Base Post 875mm HT x 345mm



SIGN HOLDERS MODEL NUMBER: GR13/L AND GR13/P
Use indoor
A4 Landscape Standard Sign Holder
The holders do fit on top of the executive (GP200)



BRAIDED ROPES WITH SNAP FIXING
Length available options: 100cm, 150cm, 200cm



WALL EYELET

SPLITSCREEN

This lightweight screen on castors is the successor to the Bi-Fold Screen. Designed to partition rooms or conceal areas you wish to obscure from view, it's the ideal solution to transform spaces with ease. The dual panels fabric can be customised to match your space or contrast upholstery for seamless integration.

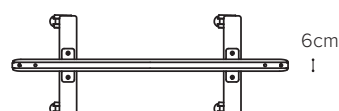
The robust steel frame is available in the Burgess range of solid and premium paint finishes. Foam padding beneath the outer fabric creates a soft touch and helps to reduce noise. Individual panels can be attached with an on-board connector for safety and ease of transport. The connector can hold screens together when nested for safe and convenient storage.

Features

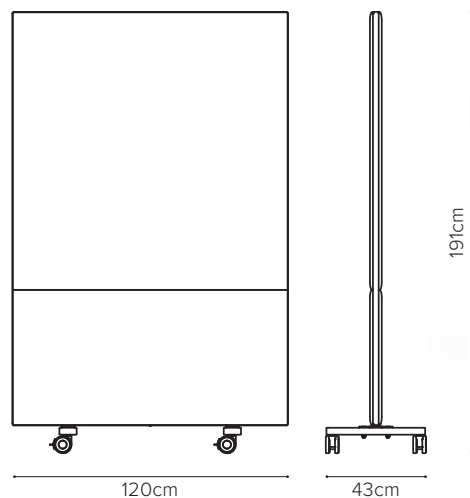
- Contemporary design for more modern interiors
- Robust but lightweight steel frame
- Split panels allow freedom with upholstery choices
- Nesting for compact storage
- Linking connector for both in-use and in storage
- Noise reducing foam padding under fabric
- Timber foot
- Locking castors

Options

- A range of Burgess solid paint finish available for the frame
- Timber foot available in natural, walnut and charcoal stained
- No limitations from the Burgess fabric collection for upholstery



SPLITSCREEN
Depth 43cm



360 DIVIDE

Designed by David Hill for casual seating spaces to block off areas and add an element of privacy, 360 Divide brings playful design and practicality together. With 4 shapes to choose from, as the name suggests, this multi-use screen spins a full 360 degrees on its elliptical steel base and central axis.

The structural wooden skeleton is cladled with foam to aid in noise reduction giving a soft touch to the screen, whilst the option of dual fabrics come together in a frameless design.

With a wide choice of fabrics and base finishes, you can customise your 360 Divide to suit your space.


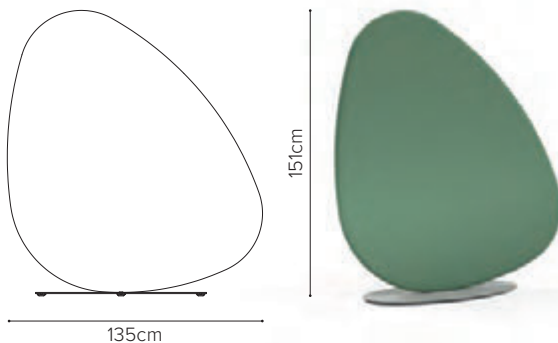
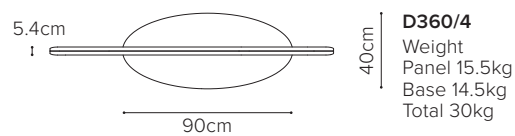
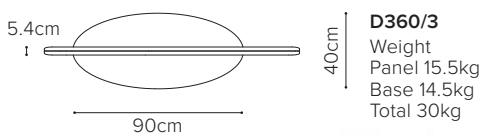
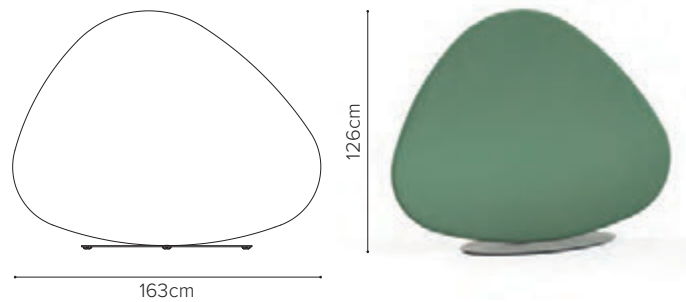
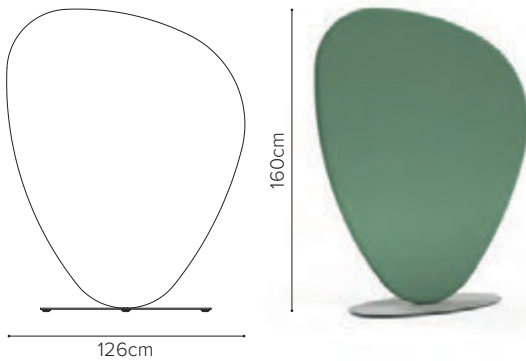
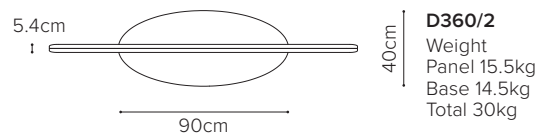
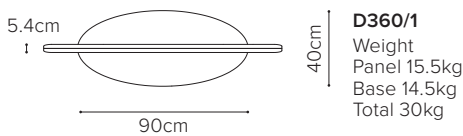
Available in plain fabrics only, excludes leather and vinyl.

Features

- Panel spins 360 degrees on a central axis
- PTFE glides for ease of movement
- Frameless design
- Elliptical steel base available in all solid paint finishes
- Dual fabric

Options

- Wide choice of fabrics (plain fabrics only)
- 4 shapes/orientations to choose from



CENTREFOLD PLATFORM

The Centrefold Platform is a portable staging system which includes many features for easy operation. The stage is lightweight but extremely strong and durable.

Features

- Two sizes: 244x122cm or 244x183cm
- Dual height: 40-60cm or 60-80cm
- Single height: 40cm or 60cm
- Please specify your height requirements when ordering

Options

- Fascia panels – 122cm or 183cm long and can be 40cm, 60cm or 80cm high
- Guardrails – fits 122cm and 183cm rim
- Steps – H: 40cm, 60cm or 80cm and W: 91cm for all / Tread depth: 25cm
- Handrails – H: 40cm, 60cm or 80cm. Ramps are also available on request
- Linking – available on request
- Skirting – available on request
- Carpet top – available on request



CFP 2412

Unfolded: 244cm (L) x 122cm (W)
Folded: 122cm (L) x 59cm (W)

Dual height: 40-60cm or 60-80cm
Single height: 40cm or 60cm



CFP 2418

Unfolded: 244cm (L) x 183cm (W)
Folded: 183cm (L) x 59cm (W)

Dual height: 40-60cm or 60-80cm
Single height: 40cm or 60cm



OPTIONS INCLUDE STEPS AND HANDRAILS IN VARIOUS HEIGHTS



CHAIR & TABLE COVERS

CHAIR COVERS

Our Burgess chair covers are made to order and will give your event the final touch it needs.

We have a range of chair cover designs to choose from (plain front with tie at the back, plain front with two pleats at the back, plain front with butterfly bow and two pleats at the back) and a full range of colours to match your table linen and décor.



TABLE SKIRTING

Our table and stage skirting is available in 3 heading styles (box, double accordion or shirred) and is manufactured to your specific size and requirements. The skirting is simply attached with a Velcro system.





FINISHES & LAMINATES

CHAIR FRAME FINISHES

SOLID COLOUR FINISHES Available on all Aluminium and Steel Frames



BRUSHED ALUMINIUM FINISHES Available on Aluminium Frames only



ARCHITECTURAL COLLECTION





LAMINATES

CLASSIC COLLECTION



ACACIA



MADISON WALNUT




CALIFORNIA WALNUT



MILANO OAK



BLOOMED CHERRY PLANKED




AFTER EIGHT MAPLE




DARK MOUNTAIN OAK

DESIGN COLLECTION




GRAPHITE BLACK



ROYAL WHITE



ANDERSON PINE WHITE



LIGHT GREY



BRUSHED ALUMINIUM

GLOSSARY

ABS edge: A thermoplastic table edge available in a vast selection of matching and contrasting colours & designs most suitable for static tables which are not moved around often.

Allday: We are proud to have achieved the FIRA Ergonomic Excellence Award in 2001 with the Siena–Allday Range. The range passed the extensive ergonomic, structural & safety requirements and was the first time a banquet / conference chair gained this award. The findings of this research has enabled Burgess to apply the same ergonomics to all our ranges that carry the “Allday” mark.

Aluminium edging: These edges are fitted to our Slimfold table range, riveted in place to our square and rectangular tables, or crimped in place on our round / contoured tables. In both cases they provide a robust edge which will withstand the rigours of the busy banquet environments and protect the table top against damage.

Aluminium extrusion: All the extrusions used on Burgess products are unique to us, commissioned and produced directly from the mill to our own specification.

Anodised: Anodising is an electrochemical process that converts the metal surface into a decorative, durable, corrosion-resistant, anodic oxide finish. Aluminium is ideally suited to anodising.

Back décor: As featured on the Simbia range this is a CNC lasercut back splat which creates an interesting decorative feature. For large projects we can design bespoke back décors to incorporate a customer logo.

Bridge top: A table top supplied without legs which connects/spans with adjacent tables to provide an additional surface. Generally bridge tops can reduce the number of table legs and save storage space.

Brushed aluminium finish: Available on aluminium frames (some exclusions apply).

Bull nose edge: Rounded edge applied to the hardwood lip on an HPL table top.

Cantilever: A chair whose framework are not supported by the typical arrangement of 4 legs, but instead is held erect and aloft by a single leg or legs that are attached to one end of a chair's seat and bent in an L shape.

Casting: Casting of metal alloys enable complex details to be created to our own design and depending on the specific material the castings can be powder coated, bright polished or plated.

Chrome plating: The chrome plating process is a method of applying a thin layer of chromium onto a substrate (metal or alloy) through an electroplating procedure. Enhances properties for durability and ease of cleaning.

CMHR: Combustion modified high resilience foam is used when the strict fire code standards are required, such as in hotels lobbies, hospitals, schools, mass transit (airplanes, buses). The foam is self skinning and has a high density which helps it last a long time.

Cut foam: All of our cut foams are manufactured to the highest possible standards, conform to ISO 9001 specifications and adhere to strict UK safety regulations.

Dimensions: All dimensions are in cm unless otherwise stated.

Dished back: Chairs with a dished back offer improved levels of comfort, allowing the contours of the back to increase levels of back support.

Echelon: A method of storing Flip-Top tables and Room Service Trolleys by nesting in staggered rows.

Ergonomics: This is the process of designing or arranging workplaces, products and systems so that they fit the people who use them.

FIRA: FIRA International provides a wide range of independent expert services that are not only dedicated to the global furniture supply chain, but also to furniture consumers, and continues safeguarding the industry.

Fire retardancy: Flame retardants are compounds, which when added to materials during or after manufacture, inhibit or suppress the combustion process or flame spread. Their primary function is to suppress the spread of fires or delay the time of flashover so that people can escape.

Flip-Top: A table with a fixed underframe and a flip-top, normally on castors so the table can be wheeled around. Flip-Top tables can be stored in echelon.

Flock coating: Flock coating is the application of nylon fibres to the surface of our renowned banquet tables. Applied by an automated electrostatic process, this provides an attractive seamless fabric-like coating which supports table cloths and dressings, holding them in place, whilst reducing noise levels during the dining experience.

Frame finish: Powder coating, oven cured at temperatures from 180° – 230°C.

Frame stacking: Chairs have features built into the design to stack frame on frame, protecting the upholstery from getting crushed.

Hardwood edging: All our hardwood edges are constructed lip-first of 1st grade beechwood, stained and polished as required. The lipping is captured between the faces of the laminates and bonded to the edge of the board ensuring a very durable edge which cannot get detached in normal use.

Hardwood leading edge: A unique profile applied to the hardwood lip creating a decorative edge.

High tensile steel: Steel tube used where increased strength to weight ratio is required, used on all our cantilever chairs, to ensure chairs meet the static downwards load test.

HPL: Decorative high-pressure laminate with robust resin surface. Areas of application: Surface material for high-quality table tops.

Industrial finish: A clear semi-matt powder coated finish applied to steel frames. The nature of this finish is that it reveals the natural elements of the raw frame including weld seams, the individuality of the welding & polishing that goes into the manufacture of the frame. An intrinsic feature of this finish is that there is a variation from one chair to the next.

Lumbar: Lumbar support provides lower back support and improves posture.

Moulded foam: Parts manufactured using integral skin foam systems are by design tough, durable and resilient. All moulded foams used in Burgess chairs are specifically designed for comfort, longevity & durability.

Polyurea spray edge: A highly durable polyurea textured edge sprayed directly to the MDF table edge. Water resistant and very tough.

Seat stacking / nesting: Each chair stacks directly on the seat of the chair below, not recommended with velvet and soft pile fabrics as it can crush the pile.

Solid finish: Available on all aluminium and steel frames.

Standards:

- **BS EN 16139:2013** Furniture – Strength, durability and safety – Requirements for non-domestic seating
- **BS 7176:2007+A1:2011** Specification for resistance to ignition of upholstered furniture for non-domestic seating by testing composites
- **BS EN 15372:2016** Furniture – Strength, durability and safety – Requirements for non-domestic tables.
- **BS 6396:2008+A1:2015** Electrical systems in office furniture and educational furniture – specification.

T-Bar leg: T-bar table legs have the benefit of increasing leg room enabling users to sit more comfortably along the length of a table.

T-Barb edge: Extruded PVC edging provides a neat finish and protects the edges of table tops, particularly suitable on folding round tables that may be rolled into position before being erected.

UV resistant: A property of materials that allows them to withstand extensive exposure to UV light without being damaged or degraded.

Vinyl/Faux leather: An artificial or synthetic leather.

Waterfall seat: The waterfall seat features a rounded front edge to the seat cushion, this relieves pressure on the back of the thighs and offers greater support and comfort.

Webbed seat: All our chairs that feature webbed seats are constructed with durable elasticated webbing which increases the comfort by providing additional suspension in the seat cushion.

Welded corner: The welded corner detail on our Salon, Siena & Como ranges is only available in solid powder coat finishes due to the intensive welding required in the manufacture of this feature.

GET IN TOUCH

For further information on any of our products, please get in touch with our experts.

Telephone: +44 (0)20 8894 9231

Email: sales@burgessfurniture.com

www.burgessfurniture.com

 Follow us on Instagram @Burgessfurniture

 Follow us on Twitter @BurgessFurn

 Like us on Facebook @BurgessFurniture

BOOK A VISIT

Seeing a product up close is a great way to get a feel for how it will work for your space. We recommend booking a visit to one of our three showrooms, where you can meet with our experts and experience the products first hand.

Please contact via the relevant details below.

SOUTH WEST LONDON SHOWROOM

Hanworth Trading Estate

Feltham, Middlesex TW13 6EH

Telephone: +44 (0) 208 894 9231

Email: hello@burgessfurniture.com

DUBAI OFFICE

P.O. Box 500466, Design House Al Sufouh 1,

Dubai, UAE


Telephone: +971 4 4307465

Mobile: +971 50 2808916

Email: Dubai@burgessfurniture.com

Visit our website www.burgessfurniture.com

Burgess Furniture is a limited company registered in England and Wales. Registered number: 2222052 | VAT No: 222249100
Registered office: Hanworth Trading Estate, Feltham, Middlesex, TW13 6EH.



www.burgessfurniture.com